



FY 2024-2025

Budget in Brief

The City of Round Rock's vision is to be:

- **A Family-Friendly and Safe Community** with a **Strong Sense of Community**
- **Strong Local Economy** including recognition as the “**Sports Capital of Texas**” and a **Technology and Educational Destination**
- **Vibrant and Dynamic Downtown**, choice of **Great Neighborhoods** and **Leisure Experiences** for **All**



Introduction

Dear Round Rock Residents,

I am excited to present the City of Round Rock's Proposed Budget for fiscal year October 1, 2024 through September 30, 2025. This budget contains spending plans and revenue estimates for all City funds. This document, alongside our discussions, continues our tradition of excellence in service delivery, guided by the Council's vision for Round Rock to remain one of the premier cities in the nation. Despite the many challenges we face in the world today, Round Rock has consistently risen above them, thanks to our resilient spirit and solid long-term planning. I am confident we are on the right path, and I am continually impressed by our ability to move forward no matter the obstacle.

Strategic Priorities

In February 2024, the City Council affirmed Round Rock's 6 strategic goals. The total proposed budget of **\$682.2 million** is focused on furthering these goals listed below:

Strategic Goals for FY 2025



**Financially Sound
City Providing
High Value
Services**



**Authentic
Downtown -
Exciting
Community
Destination**



**City
Infrastructure:
Today and for
Tomorrow**



**Desirable
Neighborhoods -
Old and New**



**Great
Community to
Live**



**"The Sports
Capital of Texas"
for Tourism and
Residents**

The City's most recent biennial citizen survey highlighted that traffic and transportation continues to be a top concern of our community. While major improvements to IH-35, SH 45, and US 79 remain under the jurisdiction of TxDOT and outside the scope of our City budget, this proposed budget does include significant funding for improvements to the City's transportation network that will provide relief to our residents. Some of these improvements include:

- Continued annual funding for **neighborhood street maintenance** with \$4.3 million for FY 2025. Since 2015, the City has allocated \$45.3 million to maintain neighborhood streets.
- Round Rock will spend **\$121.8 million on its road expansion program** with major construction including County Road 112, Chisholm Trail North Road, sections of Gattis School Road, Harrell Parkway, Eagles Nest, Old Settlers Boulevard, Red Bud Lane, and Wyoming Springs.

Introduction

Round Rock's **recreation and park** amenities set our City apart from many municipalities. The FY 2025 Proposed Budget includes funding for improvements and connections to these amenities that will continue to make Round Rock distinctive. Some of these improvements and connections include:

- **Trail connectivity.** Significant work is underway on East/West trail connections with expected completion of **Heritage Trail East** in 2025. This will complete the City's west to east trail system.
- Construction is estimated to begin on multiple Old Settlers Park 2023 voter-approved bond funded projects including, **Lakeview Area Improvements and Pavilion, Rock'N River expansion, New Recreation Center Complex, Track and Field Facilities**, and the **Multipurpose Complex expansion**.
- **Sports Center expansion**, another 2023 voter-approved bond project, is underway and estimated to be complete Fall 2025.
- Continued funding of our ever popular, **family-friendly events** including the **Fourth of July Parade, Hometown Holiday Lights, Light up the Lake, Music on Main, Arts Fest** and more. Funding is also included for a **Downtown Arts Receptionist** for the new **Art Center at the Griffith Building**.

The City continues to invest in the **historic downtown** in FY 2025 with new facilities and upgraded infrastructure in the heart of our community. Some of these upgrades include:

- **Remodel of the Griffith Building & Paseo**, currently under construction, to house the Round Rock Chamber of Commerce, Convention & Visitor Bureau and the Arts Center.
- Addition of **park land and trail connectivity** situated along **Brushy Creek** on the north side of **Downtown**.

Round Rock's widely popular **recreation and culture** programs have seen a large increase in participation and attendance. To maintain these high-value programs and events provided to our citizens, this year's proposed budget includes **three new employees** to join the City's award-winning **Parks & Recreation Department**.

Public Safety remains a top priority for the City Council and Round Rock consistently ranks as one of the safest cities in the nation. This proposed budget also includes funding for several initiatives to secure the highest level of public safety for years to come with 17 total new positions, including:

- **Ten Police Officers** to assist with the growth in demand for policing services. This will allow the department to maintain its ability to conduct proactive patrol of the City and maintain its existing response time to priority calls.
- Additional staff consisting of **six new Firefighters** aimed to improve the current staffing factor and **one administrative support position** to keep up with the growing demand of the Fire department.
- With the 2023 voter-approved bonds for public safety, construction will begin on **Fire Station 10** and the **Public Safety Training Center** classroom expansions and driving track.

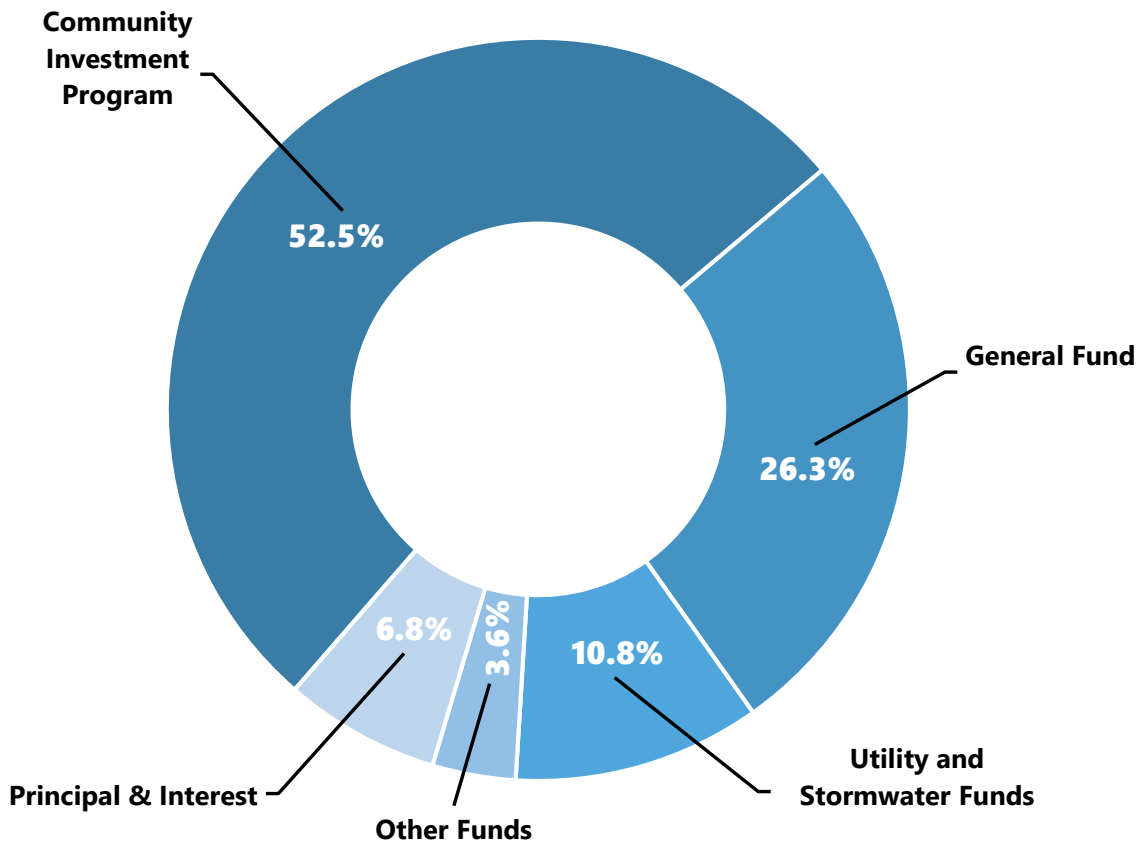


Laurie Hadley, City Manager



Citywide Budget

The Fiscal Year 2025 Proposed Budget totals **\$682.2 million**. The expenses are categorized in the chart below:



Proposed Property Tax Rate

The **proposed property tax rate** for FY 2025 is **\$0.360** per \$100 of valuation, 1.8 cents more than the FY 2024 nominal rate of \$0.342.

- The proposed rate of \$0.360 is an increase of 2.9 cents or 8.6% above the no-new-revenue tax rate of \$0.331,
- New property valued at \$746 million was added to the property tax roll since last year. This amount of new property will generate \$2.7 million in additional property tax revenues for FY 2025.
- The City's tax rate is less than 25% of the average property owner's tax bill and *continues to be among the lowest in Central Texas and the State.*

The median taxable home value in Round Rock for FY 2025 is \$376,169. An **owner of a median taxable value home will pay \$113 per month** in City property taxes for next year. This increase pays for new police officers to maintain good public safety and pays for fire and parks staff and debt payments for voter-approved bond projects.

Sales tax continues to be an important revenue thanks to the strong local economy. These **sales tax revenues help the property tax rate** as well.

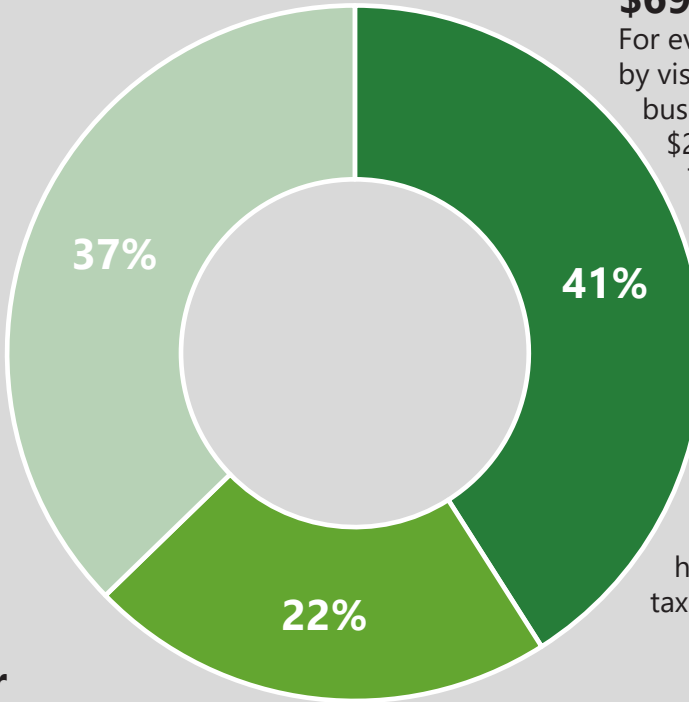
- Built into the 2% local option sales tax rate is a half-cent for property tax reduction.
- The half-cent sales tax reduces the property tax rate for FY 2025 by 11.7 cents. That saves the median homeowner \$37 a month or 25% on their monthly City tax bill.

General Fund Revenues

The City's General Fund Revenues come from a wide variety of revenue sources. A more detailed look at the General Fund Revenues is available in the FY 2025 Budget Workshop on the City's website.

Property Tax \$63.1M

The City's property taxes help cover many of our core services including police, fire, transportation, parks and recreation, and the library. Over the past five years, the City has opened five fire stations, added 39 new firefighters and staff, added 43 new police officers and staff, and has opened the new Public Safety Training Facility - all thanks in part to property tax revenues.



Sales Tax \$69.3M

For every \$100 in purchases by visitors, residents, and businesses, the City collects \$2 in sales tax revenues. The General Fund gets \$1.50 and the remaining 50 cents goes to the Type B Fund to pay for roads and economic development. Round Rock's unique mix of destination shopping and corporate headquarters generates sales tax revenues that help reduce the property tax burden.

Other Revenues \$36.8M

Over 100 different revenue sources make up the remainder of General Fund revenues including fees for the City's many recreation programs, building permits, and other services. Some of these are large, like the Electric Franchise Tax revenues budgeted at \$4.3 million and City Swimming Pool revenues budgeted at \$1.5 million.

Property Tax Base

Round Rock enjoys a diverse and growing economy with development of all types continuing across the City. Single family homeowners will pay \$34.1 million in City property taxes in FY 2025 - 20% of total General Fund revenues.

Taxable Property



Taxable Value/Property Tax Revenue by Source



General Fund Expenses

The City's General Fund operating expenses in the FY 2025 Proposed Budget total \$169.2 million. A more detailed look at the General Fund Expenses is available in the FY 2025 Budget Workshop on the City website.

Transportation, Planning, and Community & Neighborhood Services

\$21.4M

Transportation, Planning, and C&NS are responsible for planning and managing the City's growth and quality. This includes economic development and neighborhood street maintenance.

Recreation & Culture

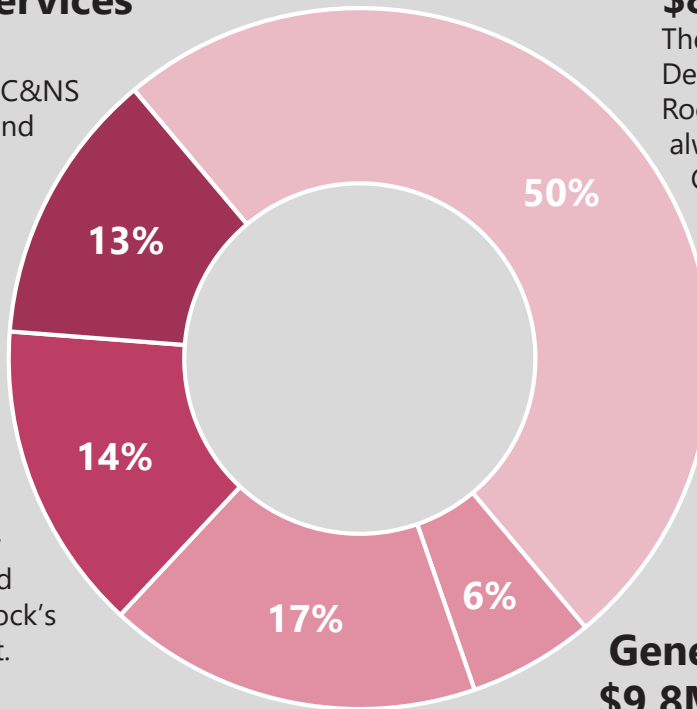
\$24.2M

The Parks and Recreation and Library Departments offer the high-quality recreation and cultural services that Round Rock's residents have come to expect.

Support Services

\$29.2M

Support Services departments in the General Fund include Administration, Communications, HR, IT, and Finance. These departments provide support to all City divisions and functions across all funds.



Public Safety

\$84.6M

The Round Rock Police Department and the Round Rock Fire Department are always top priorities for City Council in prioritizing General Fund expenses. The police, fire, emergency medical, and Crisis Response Unit continue to make Round Rock one of the safest cities in the country.

General Services

\$9.8M

The General Services Department is responsible for overseeing fleet operations, building construction, repair and maintenance of City facilities and will oversee many projects from the voter-approved 2023 General Obligation Bonds.



Community Investment Program

The City has a five-year capital plan that enables long-range, proactive planning for maintenance, improvements, and expansions to the City's infrastructure. The total cost of the capital plan included in the FY 2025 Proposed Budget over the next five years is **\$1.3 billion**. With our conservative approach to financial planning, 45% of our planned capital projects will be debt-financed. **53% of the five-year capital plan will be cash funded**, while 2% will come from cost sharing with other local government partners.

Recreation and Culture \$240.0M

Extensions to the City's trail system are well underway. Many projects approved in the 2023 voter-approved GO Bonds will begin including the Old Settlers Rec Center, Rock'N River improvements and the Sports Center expansion.

Transportation \$421.5M

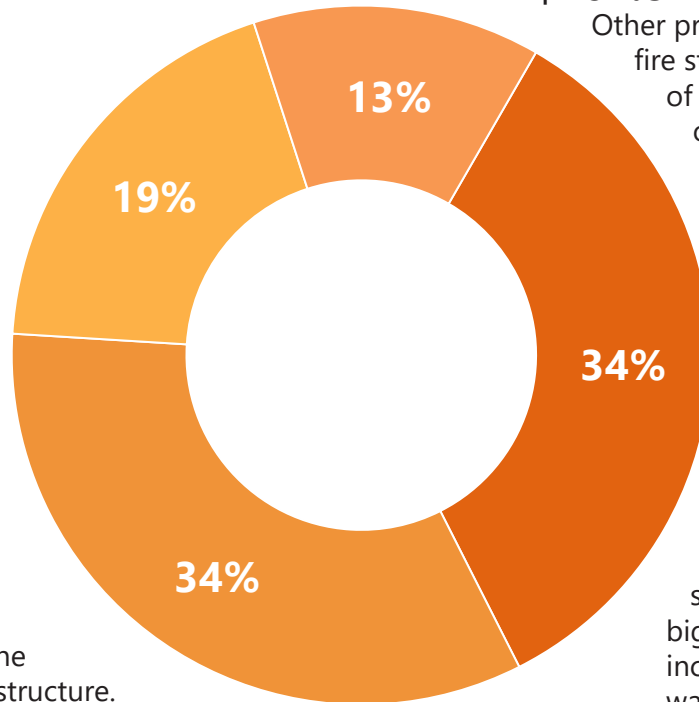
Road improvements and expansions will improve the City's transportation infrastructure. Major roadways for expansion include Kenney Fort Boulevard; sections of Gattis School Road, Red Bud Lane, Wyoming Springs, and County Road 112.

Other Projects \$167.8M

Other projects include future fire stations, construction of new City facilities, and other necessary capital improvements.

Utilities and Stormwater \$431.0M

The water, wastewater, and stormwater systems have some big capital projects under way, including expansions to the regional water and wastewater systems.



Major Capital Projects

Projects	Estimated Completion Date	Total Project Cost
Griffith Building Remodel and Paseo	FY 2026	18.5M
Downtown Park and Town Green	FY 2027	24.0M
Clay Madsen Remodel/Expansion	FY 2027	20.0M
Heritage Trail East Expansion (along Brushy Creek)	FY 2025	12.2M
Old Settlers Park Buildout*	FY 2027	136.1M
Harrell Parkway	FY 2026	37.9M
Multipurpose Complex Expansion	FY 2027	51.0M
Fire Station No. 10	FY 2025	11.0M
Public Safety Training Center Phase 2	FY 2026	13.0M
County Road 112 - AW Grimes to CR110	FY 2027	54.5M
BCRUA Phase 2 Deep Water & Raw Waterline Construction	FY 2027	84.7M
Brushy Creek Regional Wastewater Treatment Plant 40MGD Expansion	FY 2030	125.0M

* Includes: New Recreation Center, Track and Field Facilities, Tennis/Pickleball Courts, Lakeview Area Improvements and Pavilion, Apex Fields, and Rock'N River expansion



Utilities & Stormwater

Round Rock operates water, wastewater, and stormwater systems that serve over 39,000 customers, plus 12 wholesale customers. **There are proposed rate increases for retail water (5%), wastewater (2%), and stormwater (\$2 per month residential)** for FY 2025.

Utility and Stormwater Funds Expenses




Water
\$66.2M

The City provides water to over 170,000 people within the City limits and the surrounding area. The water system includes over 710 miles of water lines, 11 pumping stations, and 20 water tanks.



Stormwater
\$10.6M



Utility Billing Department
221 East Main Street
Round Rock TX 78664

CONTACT INFORMATION

For inquiries call: (512) 218-5460
Hours of Operation: Monday - Friday 8:00 a.m. - 5:00 p.m.
Emergency After-Hours: (512) 218-5555
24-Hour Drop Box: Located on the southeast side of City Hall
Pay by phone: 1-855-894-2392
Make a payment online at: roundrocktexas.gov/paymybill

IMPORTANT MESSAGE

ACCOUNT STATEMENT

CID-ACCT #	DUE DATE	AMOUNT DUE
	07/24/2024	\$87.44

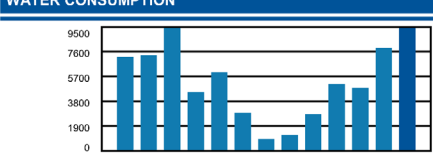
ACCOUNT INFORMATION

Account Name:
Service Address:
Current Statement Date: 07/06/2024
Last Payment: 06/09/2024
Last Payment Amount: -\$83.00
Penalty Applied After: 07/24/2024

CURRENT CHARGE SUMMARY

Water	\$40.58
Wastewater	\$18.32
Solid Waste	\$22.14
Miscellaneous	\$6.46
Balance Forward	-\$0.06
TOTAL AMOUNT DUE	\$87.44
Total Due After 07/24/2024	\$96.02

WATER CONSUMPTION





Wastewater
\$27.5M

The City's wastewater system includes over 9,300 manholes, 514 miles of wastewater lines, 12 lift stations, a reuse water system, and two wastewater treatment plants.

Utility and Stormwater Revenues

Utility rates are structured to generate sufficient revenues to fully cover the operations, maintenance, rehabilitation, and expansions to the water, wastewater, and stormwater systems.

Charges for Utility Services	\$67.9 M
Impact Fees	7.0 M
ARPA Funding	18.0 M
Contracts & Other	21.4 M
Total Revenues	\$114.3 M



Hotel Occupancy Tax & Sports Center (Venue Tax) Funds


Tourism is a big deal in Round Rock, especially for a City of our size. We have over 4,900 hotel rooms with another 124 under construction. Visitors come to Round Rock for the wide-range of indoor and outdoor sporting events held in the Sports Capital of Texas; for our destination-based retail including the Round Rock Premium Outlets; Kalahari Resort and Convention Center; and for the variety of restaurants, outdoor adventures, and numerous major businesses. Visitors who come and stay overnight in a Round Rock hotel pay a 9% City occupancy tax that is split between our two tourism-related funds: the Hotel Occupancy Tax Fund (7%) and the Sports Center (Venue Tax) Fund (2%).

Hotel Occupancy Tax Fund

The Hotel Occupancy Tax Fund has a FY 2025 Proposed Budget of \$11.5 million which includes the Convention & Visitors Bureau, Arts, and Historic Preservation. The fund also supports the following attractions in Round Rock:



The **Dell Diamond**, opened in 2000, is consistently recognized as one of the best minor league stadiums in the U.S. and has one of the highest attendance rates. The Dell Diamond is currently undergoing renovations of an additional 8,500 square feet which includes a new visitors clubhouse, female-specific locker rooms, coach offices, and storage.



The **Round Rock Multipurpose Complex**, opened in May 2017, is about to undergo an expansion. This project will construct six additional fields and collegiate level press boxes to provide more space for local team practices and draw additional tournaments for sports tourism. The project will also include relocation of the existing tennis complex to 10 acres located just off Old Settlers Blvd. and North Red Bud Lane. Since its inception it has hosted dozens of regional tournaments, national tournaments for U.S. Women's Lacrosse and Quadball, and has previously hosted national tournaments of NIRSA National Flag Football Championships, NIRSA Soccer National Championships, and Big 12 Women's Soccer Championships.

Sports Center (Venue Tax) Fund

The Sports Center has a FY 2025 Proposed Budget of \$8.3 million, which includes \$1.7 million for capital improvements.



The 82,800 square foot **Round Rock Sports Center** opened in January 2014 and has been the host of a multitude of sporting events as well as banquets, wedding expos, corporate meetings, and other events that bring visitors to Round Rock. The facility is currently undergoing an expansion that will add 25,000 square feet, scheduled to be completed in Fall 2025, as part of the voter-approved bond projects.

How to Become Involved in the Budget Process

The City of Round Rock values public participation in the budget and property tax rate setting process. There are opportunities for participation by attending public City Council meetings where the budget will be discussed as well as online engagement through Facebook, X, and Nextdoor. The City also hosts public hearings, neighborhood, and community meetings throughout the year on targeted programs. The feedback from all of those meetings is important to the annual budget process.



Public Meetings & Hearings

- **August 8, 6:00pm - Council Meeting** - Council took action to publish and propose a property tax rate for FY 2025 and formally set the date and time for the budget and tax rate public hearings.
- **August 22, 6:00pm - Council Meeting** - Council agenda will include public hearings for the budget and tax rate and first readings of the budget and tax rate ordinances.
- **September 12, 6:00pm - Council Meeting** - Council agenda will include the final adoption of the budget and tax rate ordinances, as well as the action to ratify the property tax rate.

Public hearings will be held at Round Rock City Hall, 221 E. Main Street



Online Engagement

- The City always welcomes questions and comments through Facebook, X, email, and the City's blog at roundrocktexas.gov/blogs.
- Stay tuned to the City's Facebook and X feeds and the news archive on roundrocktexas.gov/budget for more information.

For more information on how the City's property taxes may impact you, go to:

- roundrocktexas.gov/budget
- williamsonpropertytaxes.org/tax
- travistaxes.com

A more detailed look at the **FY 2025 Proposed Budget** is available on the City's website at roundrocktexas.gov/budget





ROUND ROCK TEXAS