

CITY OF ROUND ROCK CDBG 2022-2023 CONSOLIDATED AND ANNUAL PERFORMANCE REPORT (CAPER)

CR-05 - Goals and Outcomes

Progress the jurisdiction has made in carrying out its strategic plan and its action plan. 91.520(a)

This could be an overview that includes major initiatives and highlights that were proposed and executed throughout the program year.

The City of Round Rock's Community Development Block Grant (CDBG) 2022 Program Year was the Fourth Year in the City's CDBG Five Year Consolidated Plan (2019-2023). In this program year, the city was awarded \$628,948 in CDBG funds. In the 2022-2023 Program Year the City of Round Rock continued to deliver programs and implement activities to achieve the goals and objectives described in the 2019-2023 Consolidated Plan and the 2022 Annual Action Plan. A total of \$700,162.08 in CDBG funds were expended during the 2022 Program Year. Per the Table 1 Accomplishments below the City is making progress towards meeting the goals identified but it is more important to remember that they are prone to some degree of uncertainty, particularly in the number of units of measure and outcomes. Round Rock's plan outlines three overarching goals: 1) To provide decent housing by preserving housing stock, increasing the availability of affordable housing, and reducing discriminatory barriers 2) To provide a suitable living environment through safer, more livable neighborhoods 3) To expand opportunities through homeownership opportunities. Funding priorities, highlights, and an assessment for carrying out the 2022 CDBG Program and prior year activities are listed below:

- Round Rock Area Serving Center Food Pantry Program expended \$25,000 in CDBG 2022 funds and assisted 874 low-income residents, 171 of which were Female Head of Household and 373 were Hispanic/Latino.
- Round Rock Area Serving Center Housing Assistance Program expended \$25,000 in CDBG 2022 funds and assisted 78 low-income residents, 33 of which were Female Head of Household and 34 were Hispanic/Latino.
- Meals on Wheels expended the \$11,114 in CDBG 2022 funds and assisted 160 Seniors of which 27 were Hispanic/Latino.
- CASA Child Advocacy Program expended \$20,000 in CDBG 2022 funds and assisted 76 children of which 27 were Hispanic/Latino.
- Sacred Heart Community Clinic expended \$13,228 in CDBG 2022 funds and assisted 173 low-income residents with health care services. Of those 173 households, 124 were Hispanic and 19 were Female Head of Household.
- Seven (7) low to moderate income residents were assisted with the Home Repair Program during the 2022 program year and a total of \$149,826.95 in CDBG prior years funds were expended.
- Settlement Park Improvements Project started and \$19,073.88 was expended for purchase of quarry stones, purchase and installation of new picnic tables and trash receptacles, and installation of a new fence at the basketball court.
- Program Administration 2022 in the amount of \$125,789 were expended.

CITY OF ROUND ROCK CDBG 2022-2023 CONSOLIDATED AND ANNUAL PERFORMANCE REPORT (CAPER)

- Bowman Park Improvements CDBG 2021 funds in the amount of \$311,130.25 were expended. Improvements included replacement of aging amenities, conversion of trail to concrete, extension of looping trail, and irrigation improvements.

The Bus Shelter Enhancement Project was started during CDBG Program Year 2022. The formal bid solicitation process was completed, and a contract was awarded. The bus shelters were ordered, and delivery time is sixteen weeks putting installation and completion in CDBG Program Year 2023.

The Chisholm Valley Sidewalks (CDBG 2021) had delays due to TCEQ permit application. TCEQ has recently approved the plans and a formal bid solicitation will be conducted in CDBG Program Year 2023.

Comparison of the proposed versus actual outcomes for each outcome measure submitted with the consolidated plan and explain, if applicable, why progress was not made toward meeting goals and objectives. 91.520(g)

Categories, priority levels, funding sources and amounts, outcomes/objectives, goal outcome indicators, units of measure, targets, actual outcomes/outputs, and percentage completed for each of the grantee’s program year goals.

Goal	Category	Source / Amount	Indicator	Unit of Measure	Expected – Strategic Plan	Actual – Strategic Plan	Percent Complete	Expected – Program Year	Actual – Program Year	Percent Complete
Code Enforcement	Non-Housing Community Development	CDBG: \$	Housing Code Enforcement/Foreclosed Property Care	Household Housing Unit	200	1006	503.00%			
Increase Access to Affordable Housing	Affordable Housing	CDBG: \$	Homeowner Housing Rehabilitated	Household Housing Unit	40	9	22.50%	2	7	350.00%

CITY OF ROUND ROCK CDBG 2022-2023 CONSOLIDATED AND ANNUAL PERFORMANCE REPORT (CAPER)

Neighborhood Improvements	Non-Housing Community Development	CDBG: \$	Public Facility or Infrastructure Activities other than Low/Moderate Income Housing Benefit	Persons Assisted	500	0	0.00%			
Neighborhood Improvements	Non-Housing Community Development	CDBG: \$	Public service activities other than Low/Moderate Income Housing Benefit	Persons Assisted	500	151	30.20%			
Program Administration	Administration	CDBG: \$	Other	Other	1	1	100.00%			
Public Facility and Infrastructure Improvements	Non-Housing Community Development	CDBG: \$	Public Facility or Infrastructure Activities other than Low/Moderate Income Housing Benefit	Persons Assisted	1750	4305	246.00%	18296	4305	23.53%
Public Facility and Infrastructure Improvements	Non-Housing Community Development	CDBG: \$	Public Facility or Infrastructure Activities for Low/Moderate Income Housing Benefit	Households Assisted	0	0		1844	1844	100.00%
Public Service for Special Needs Populations	Non-Housing Community Development Public services	CDBG: \$	Public service activities other than Low/Moderate Income Housing Benefit	Persons Assisted	1075	145	13.49%			
Public Services for Low- and Moderate-Income Popul	Non-Housing Community Development Public services	CDBG: \$	Public service activities other than Low/Moderate Income Housing Benefit	Persons Assisted	1000	3964	396.40%	1155	1276	110.48%

CITY OF ROUND ROCK CDBG 2022-2023 CONSOLIDATED AND ANNUAL PERFORMANCE REPORT (CAPER)

Public Services for Low- and Moderate-Income Popul	Non-Housing Community Development Public services	CDBG: \$	Public service activities for Low/Moderate Income Housing Benefit	Households Assisted	2000	100	5.00%	100	100	100.00%
Public Services for Low- and Moderate-Income Popul	Non-Housing Community Development Public services	CDBG: \$	Homelessness Prevention	Persons Assisted	0	558				

Table 1 - Accomplishments – Program Year & Strategic Plan to Date

Assess how the jurisdiction’s use of funds, particularly CDBG, addresses the priorities and specific objectives identified in the plan, giving special attention to the highest priority activities identified.

All funds expended during the program year directly addressed the priorities and objectives identified in the City of Round Rock Five Year Consolidated Plan (2019-2023) and the CDBG 2022 Annual Action Plan. Funding decisions were based on the following process:

Citizen Participation: During the development of the CDBG 2022 plan, the city held two public hearings to solicit input from residents and social service providers in Round Rock. The public hearings were advertised in the local newspaper in English and Spanish as well as posted on the city hall bulletin and the city website. The public hearings were held at the Round Rock City Hall Council Chambers which is accessible to persons with disabilities. The city is committed to compliance with the Americans with Disabilities Act and Section 504 of the Rehabilitation Act of 1973, as amended. Reasonable modifications and equal access to communications will be provided upon request for the public hearings. City staff was present at all public hearings and was available to translate for persons with Limited English Proficiency.

Funding caps: The city obligated the full 20% for program administration and the full 15% for public services.

In addition to funding caps and meeting a High Priority Need, the city considered other federal requirements to fund an activity. Activities had to meet a National Objective: 1) Benefit low to moderate income persons; 2) Prevent slum or blight or 3) Meet an urgent Need.

Utilizing these needs and objectives, a CDBG application process was undertaken to identify non-profit groups and city departments that could

CITY OF ROUND ROCK CDBG 2022-2023 CONSOLIDATED AND ANNUAL PERFORMANCE REPORT (CAPER)

address objectives. Successful applicants were awarded CDBG grant funding to undertake programs and projects that addressed the needs, priorities and specific needs identified in the plan. A detailed breakdown of the CDBG funds awarded and accomplishments reported for each activity funded is available in the PR03 Activity Summary Report available as Attachment 2 to this document.

A public hearing was held to give residents an opportunity to comment on the CAPER. The public hearing was held before the city council on December 7, 2023. The public comment period was November 17, 2023 -December 8, 2023. The public hearing notice was published in English and Spanish in the Round Rock Leader on November 17, 2023, posted at city hall and at other locations around the city as well as the city website. No comments were received.

**CITY OF ROUND ROCK CDBG 2022-2023 CONSOLIDATED AND ANNUAL
PERFORMANCE REPORT (CAPER)**

CR-10 - Racial and Ethnic composition of families assisted

Describe the families assisted (including the racial and ethnic status of families assisted).

91.520(a)

	CDBG
White	971
Black or African American	277
Asian	21
American Indian or American Native	10
Native Hawaiian or Other Pacific Islander	3
Total	1,282
Hispanic	578
Not Hispanic	704

Table 2 – Table of assistance to racial and ethnic populations by source of funds

Narrative

The table above does not include all the race categories that are available to select in IDIS when reporting per activity that assists low-income clientele therefore the total of 1282 is not accurate. The total number of beneficiaries assisted is **1376 for only regular CDBG funds for program year 2022**. An additional 60 were assisted with CDBG-CV 3 funds in 2021. **The grand total for beneficiaries assisted with both grants is 1436.**

The following is the breakdown for beneficiaries assisted with CDBG funds in program year 2022:

White: 971

Black: 277

Asian: 21

American Indian: 10

American Indian and Black: 2

CITY OF ROUND ROCK CDBG 2022-2023 CONSOLIDATED AND ANNUAL PERFORMANCE REPORT (CAPER)

Native Hawaiian: 3

Other: 83

Black and White: 9

TOTAL: 1376

The information listed above is for CDBG activities. During the 2022-2023 program year, CDBG-CV 3 funds were used to fund the Senior iPad Program.

Sixty seniors were assisted in the iPad Program with CDBG-CV 3 funds.

60 Seniors (CDBG CV 3):

White 34

Black 8

Asian 5

Other 13

Of those 60 assisted, 12 were Hispanic.

**CITY OF ROUND ROCK CDBG 2022-2023 CONSOLIDATED AND ANNUAL
PERFORMANCE REPORT (CAPER)**

CR-15 - Resources and Investments 91.520(a)

Identify the resources made available

Source of Funds	Source	Resources Made Available	Amount Expended During Program Year
CDBG	public - federal	628,948	700,162
Other	public - federal	194,529	29,891

Table 3 - Resources Made Available

Narrative

Identify the geographic distribution and location of investments

Target Area	Planned Percentage of Allocation	Actual Percentage of Allocation	Narrative Description
Citywide	45	45	Public Services, Home Repair, Program Administration
Qualified Census Tracts	55	55	Park Improvements, Bus Shelters

Table 4 – Identify the geographic distribution and location of investments

Narrative

CITY OF ROUND ROCK CDBG 2022-2023 CONSOLIDATED AND ANNUAL PERFORMANCE REPORT (CAPER)

Leveraging

Explain how federal funds leveraged additional resources (private, state and local funds), including a description of how matching requirements were satisfied, as well as how any publicly owned land or property located within the jurisdiction that were used to address the needs identified in the plan.

To leverage funds, the City has combined the CDBG and General Fund Social Service Funding process. By combining these two processes, we can make sure to fund agencies providing high priority needs with General Funds that could not be funded with CDBG funds due to the 15% funding cap. This process also eliminates the duplication of services. The process of funding social service agencies is as follows: A team consisting of council members, city neighborhood services staff and CDBG staff review agency applications using a set criteria and performance measurements. Funding recommendations are presented to the city council through the budget process. Awarded agencies are contracted to deliver specific services to residents of Round Rock. In 2022-2023 in addition to the full 15% in public services, the City of Round Rock also funded the following agencies with General Funds to provide services for a total amount of \$210,000:

- Williamson County Children's Advocacy Center-Child Abuse Intervention \$40,000
- Literacy Council of Williamson County-Project Moving Up \$10,000
- Foundation Communities-Community Tax Center (Free tax preparation) \$15,000
- Round Rock Area Serving Center-Volunteer Center \$35,000
- Senior Access-Transportation for Senior Adults \$50,000
- Hope Alliance-Safety & Recovery for Family Violence and Sexual Assault Victims \$40,000
- Texas Baptist Children's Home-Trust Based Relational Intervention Specialist \$10,000
- ROCK RIDE on CENTER for KIDS \$10,000

During the 2022-2023 Program Year the City of Round Rock funded the Bowman Park Project and the Settlement Park Project which are located on publicly owned land. Bowman Park was completed during the CDBG 2022 Program Year, and the Settlement Park Project was started and will be completed during the CDBG 2023 Program Year. Funding park improvements projects addresses the needs of the low-to-moderate income residents and residents with disabilities that were identified in the plan.

**CITY OF ROUND ROCK CDBG 2022-2023 CONSOLIDATED AND ANNUAL
PERFORMANCE REPORT (CAPER)**

CR-20 - Affordable Housing 91.520(b)

Evaluation of the jurisdiction's progress in providing affordable housing, including the number and types of families served, the number of extremely low-income, low-income, moderate-income, and middle-income persons served.

	One-Year Goal	Actual
Number of Homeless households to be provided affordable housing units	0	0
Number of Non-Homeless households to be provided affordable housing units	2	7
Number of Special-Needs households to be provided affordable housing units	0	0
Total	2	7

Table 5 – Number of Households

	One-Year Goal	Actual
Number of households supported through Rental Assistance	100	100
Number of households supported through The Production of New Units	0	0
Number of households supported through Rehab of Existing Units	2	7
Number of households supported through Acquisition of Existing Units	0	0
Total	102	107

Table 6 – Number of Households Supported

Discuss the difference between goals and outcomes and problems encountered in meeting these goals.

Rental assistance met the goal of assisting one hundred (100) low-to-moderate income households and the Home Repair Program exceeded the goal to assist two (2) low-to-moderate income households by actually assisting seven (7) low-to-moderate income households.

Discuss how these outcomes will impact future annual action plans.

CITY OF ROUND ROCK CDBG 2022-2023 CONSOLIDATED AND ANNUAL PERFORMANCE REPORT (CAPER)

Future action plans will be impacted by these outcomes because affordable housing continues to be a "High Need" priority for the city of Round Rock. The city plans to fund housing assistance in future annual action plans.

Include the number of extremely low-income, low-income, and moderate-income persons served by each activity where information on income by family size is required to determine the eligibility of the activity.

Number of Households Served	CDBG Actual	HOME Actual
Extremely Low-income	82	0
Low-income	25	0
Moderate-income	0	0
Total	107	0

Table 7 – Number of Households Served

Narrative Information

The number of extremely low, low, and moderate income, households listed in the table above are for all the CDBG 2022 activities that require information on income by family size to determine eligibility. The table above does not include beneficiaries served that were presumed low-income (abused and neglected children and seniors). The activities are home repair, housing assistance, health services and food pantry. The PR03 IDIS Report in Attachment 2 goes into detail on the income of households/persons served for every activity including public services where information by family size is required to determine eligibility.

In addition to the residents that were assisted with CDBG Housing Assistance funds and CDBG Home Repair funds, an additional 60 seniors were assisted with the Senior iPad Program that is funded with CDBG-CV 3 funds.

In the efforts to address "worst case needs and persons with disabilities" the City funds the Round Rock Area Serving Center (RRASC) with CDBG funds and general funds. The RRASC assists the very low income, persons with disabilities and homeless or people that are stranded in the city with food and/or rent or temporary shelter and gas.

The City of Round Rock recognizes that the very low income, and persons with disabilities may have difficulty paying their utility bills when facing financial difficulties. In addition to funding the RRASC to provide rent and food assistance the city works with the RRASC to offer the Friendly Rock Program. The Friendly Rock Program helps Round Rock residents facing financial difficulties pay for their essential water utility services. This program is funded with resident donations and is administered by the RRASC. Water customers that want to contribute to this program simply complete the Contribution

CITY OF ROUND ROCK CDBG 2022-2023 CONSOLIDATED AND ANNUAL PERFORMANCE REPORT (CAPER)

Form in their utility bill that authorizes the city to add \$1 or more to their utility bill payment each month.

In trying to foster and maintain affordable housing, the City of Round Rock supports Low Income Housing Tax Credit (LIHTC) developers by providing a City Council Letter of Support that will accompany their application to the state for LIHTC funds. Although the City of Round Rock does not invest CDBG funds to assist non-homeless but very low-income residents with affordable housing units, there are several Low-Income Housing Tax Credit multi-family housing units available to very low-income families in Round Rock. Recently, the City of Round Rock provided a letter of support for the Preserve at Mustang Creek LIHTC development on County Road 118, which is about to get under construction and consists of 252 units of deeply affordable housing. They're offering 85% of units at rates affordable to those making up to 60% AMI and the other 15% are being offered at 30% AMI.

The Red Villas, Townhomes at Double Creek and Waters at Sunrise are affordable multi-family developments constructed by residential developers or investors with tax credits through the Texas Department of Housing and Community Affairs. Using the Housing Tax Credit Program these developers were able to construct affordable housing units that are decent, safe, and sanitary to low and very low-income residents.

The city is making progress towards meeting the needs of persons with disabilities by funding the CDBG 2022 Bus Shelter Project. This project was started during program year 2022 and will be completed in Program Year 2023. This project will allow the purchase and installation of seven ADA accessible bus shelters in low-to-moderate income areas of Round Rock.

CITY OF ROUND ROCK CDBG 2022-2023 CONSOLIDATED AND ANNUAL PERFORMANCE REPORT (CAPER)

CR-25 - Homeless and Other Special Needs 91.220(d, e); 91.320(d, e); 91.520(c)

Evaluate the jurisdiction's progress in meeting its specific objectives for reducing and ending homelessness through:

Reaching out to homeless persons (especially unsheltered persons) and assessing their individual needs

The City of Round Rock and Williamson County are part of the Texas Balance of State Continuum of Care (BoS CoC). The BoS CoC is part of the Texas Homeless Network (THN), a nonprofit membership-based organization helping Texas communities to prevent and end homelessness. THN is a 501(c)(3) organization that is partially funded through the Texas Department of Housing and Community Affairs and the Texas Department of State Health Services.

The City CDBG staff continues to attend and participate in the Williamson County Homeless Coalition which meets monthly via ZOOM. The coalition has developed a mission statement and established by laws as well as developed goals to try and meet the needs of the homeless in the community.

In trying to reach out to homeless people, the Williamson County Homeless Coalition will participate along with the assistance of the Texas Homeless Network in a Winter Point in Time Count in January 2024. On this day, coalition members, participants and volunteers are hoped to capture the following:

- The number of homeless living on the streets, in their car or in camps.
- Conduct a survey that will gather information on their individual situations and needs as well as the gaps in services that are lacking to reduce or end homelessness.
- Take survey data and continue to work with the Williamson County Homeless Coalition to develop a plan that will include goals and actions to reduce or end homelessness.

The City of Round Rock is trying to develop a list of providers, non-profits and faith-based organizations that provide a wide array of services and resources to those that are homeless or at-risk of becoming homeless. This data will be shared with coalition members and will help establish goals and help figure out gaps in services/resources.

Addressing the emergency shelter and transitional housing needs of homeless persons

The City and Williamson County are part of the Texas Balance of State Continuum of Care (BoS CoC). The BoS CoC is part of the Texas Homeless Network (THN), a nonprofit membership-based organization helping Texas communities to prevent and end homelessness. THN is a 501(c)(3) organization that is partially funded through the Texas Department of Housing and Community Affairs and the Texas

CITY OF ROUND ROCK CDBG 2022-2023 CONSOLIDATED AND ANNUAL PERFORMANCE REPORT (CAPER)

Department of State Health Services.

The City does not receive any Emergency Solutions Grant funds but acknowledges that there are resources and services in the city and Williamson County that provide emergency shelter and transitional housing. The City's CDBG staff closely works with these agencies at the Williamson County Homeless Coalition monthly meetings. Although not funded with CDBG, the City seeks to gather information from these agencies on what services are provided and how the needs of emergency shelter and transitional housing are addressed and provided.

Emergency Shelter:

Hope Alliance is the only emergency shelter in Round Rock. Hope Alliance provides emergency shelter to victims of domestic violence. Hope Alliance is not funded with CDBG funds but is funded yearly with City of Round Rock General Funds Social Services Program in the amount of \$35,000 for 2022. These funds help pay for the partial salary of a counselor.

Transitional Housing:

Texas Baptist Children's Home (TBCH) administers the Family Care Program that provides transitional housing for single mothers and their children. This program helps single mothers, and their children transition into successful, independent futures. The City assists TBCH with a grant from the general fund in the amount of \$10,000 that helps pay for a licensed counselor that provides trauma informed counseling to these single mothers and their children.

In addition to this program the Texas Baptist Children's Home started the Home Base Program in 2020 that offers transitional housing, case management, no cost professional counseling, life skills training, scholarships, and resource referrals to emerging adults, ages 18 to 24, who have aged out of group or foster care, or who are facing homelessness. The Home Base Program offers a bridge of stability and guidance as these young people start college, training, or enter the workforce. TBCH can house up to 22 young adults in two group residences and seven individual apartments. Home Base clients progress through three phases of programming, starting with a greater level of daily supervision in a group residence and moving toward full independence. Participants in this program can stay as long as needed but most stay about two years.

Helping low-income individuals and families avoid becoming homeless, especially extremely low-income individuals and families and those who are: likely to become homeless after being discharged from publicly funded institutions and systems of care (such as health care facilities, mental health facilities, foster care and other youth facilities, and corrections programs and institutions); and, receiving assistance from public or private agencies that address housing, health, social services, employment, education, or youth needs

CITY OF ROUND ROCK CDBG 2022-2023 CONSOLIDATED AND ANNUAL PERFORMANCE REPORT (CAPER)

In an effort to help low-income residents of Round Rock including those that are likely to become homeless or are currently homeless, the City of Round Rock 2022 CDBG funding was awarded to the Round Rock Area Serving Center for the purchase of food to stock their food pantry and also funds to assist residents with rent and mortgage payments. Because the Round Rock Area Serving Center does not turn anyone away, they are probably the main source of assistance in the city for all extremely low-income families and individuals at-risk of becoming homeless including those likely to become homeless after being discharged from publicly funded institutions and systems of care.

In addition to assisting low-income individuals and families with CDBG funded rent/mortgage payments and food, the City of Round Rock has recently become involved with a Central Texas Program called Jail to Jobs. Jail to Jobs provides jobs with the City of Round Rock to teenagers and young adults who've spent time in jail. This program gives young offenders a second chance to start something positive for their future. Working with the City of Round Rock is the first time Jail to Jobs has worked directly with a local government. The city employs former jail inmates with part-time, temporary positions with the city during the program year. Jobs range from working in the recycling center to picking up unauthorized signs from the side of the road to small engine maintenance, all under the supervision of full-time city employees. This program has worked out so well that the City is looking at how to expand to bring more former inmates into city departments.

The Round Rock Housing Authority (RRHA) is now participating in the Foster Youth Initiative Voucher Program. The RRHA had 25 Foster Youth Initiative Vouchers allocated to them and is currently housing seven (7) young adults. Vouchers are for young adults between the ages of 18-24 that would have aged out of the foster care system. The State Department of Family and Protective Services vets the applicants to confirm they were in the state foster care system before a voucher can be issued to them. Once a voucher is issued, the voucher for housing is good for up to three years.

Bluebonnet Trails provides services to those in Round Rock with mental health issues and those being discharged from a mental health facility. The city of Round Rock has also formed a Crisis Response Unit Team that will help people in crisis with mental or other issues that the city's emergency services can't handle.

The City funds the following agencies with CDBG and non-CDBG funds to provide services to help these families and individuals avoid becoming homeless:

- Texas Baptist Children's Home with \$10,000 in general funds social service grant for partial salary for a Trust Based Relational Intervention Specialist
- Williamson County Children's Advocacy Center with \$40,000 in general funds for Child Abuse Intervention
- CASA of Williamson County with \$20,000 in CDBG 2022 funds for the partial salary for an advocate supervisor that supervises the volunteers that advocate for children taken out of their home in court

CITY OF ROUND ROCK CDBG 2022-2023 CONSOLIDATED AND ANNUAL PERFORMANCE REPORT (CAPER)

- Literacy Council with \$10,000 in general funds for self-sufficiency education to include GED, basic literacy, and ESL

Helping homeless persons (especially chronically homeless individuals and families, families with children, veterans and their families, and unaccompanied youth) make the transition to permanent housing and independent living, including shortening the period of time that individuals and families experience homelessness, facilitating access for homeless individuals and families to affordable housing units, and preventing individuals and families who were recently homeless from becoming homeless again

To assist chronically homeless persons and families with children the following agencies provided services or housing with non-CDBG funded programs:

The Texas Baptist Children's Home

The Texas Baptist Children's Home (TBCH) was assisted by the City of Round Rock with general funds in the amount of \$10,000 during the program year. TBCH provides transitional housing to mothers and their children. Some of these mothers are entirely homeless when they arrive, while others are considered at risk of becoming homeless. Family Care is a place for motivated mothers and their children to live while they transition into successful, independent futures. The average length of stay is nine months; however, there is no specific time limit as long as the family is working toward their Plan of Service goals.

The ministry has nine cottages, housing up to five families in each cottage, with live-in Family Life Coordinators. Each unit has a bedroom, bathroom, and kitchen areas, and families share large dining, living, laundry and play space.

A staff therapist offers individual, group and family therapy for every mother and child, as needed.

Assistance is provided in goal setting, education, budgeting, parenting, effective communication, relationship building and spiritual growth. As the residents buy-in, they must commit to being gainfully employed and saving toward future stability. City staff networks with the TBCH and the city always includes the TBCH to participate in needs assessment during the development of action plans.

Opportunities for Williamson-Burnet Counties

During the program year, Opportunities provided childcare for children from several families that were homeless with the Head Start Program. During the program year the families were able to acquire housing. The city assisted Opportunities with \$11,114 in CDBG 2022 funds for the Meals on Wheels

CITY OF ROUND ROCK CDBG 2022-2023 CONSOLIDATED AND ANNUAL PERFORMANCE REPORT (CAPER)

program but not for the Head Start program. CDBG staff regularly networks and meets with Opportunity executive director to stay informed on the needs of their homeless clients.

Goodwill of Round Rock

During the program year Goodwill of Round Rock provided much needed services and resources for homeless veterans with their Veterans Services Grant program. Services were provided to veterans and their dependents. They served veterans with any discharge status, excluding dishonorable discharge. Goodwill provided the following services to veterans:

- Utility Payments
- Mortgage/Rental Payments, Rent Deposits and Temporary Shelter
- Transportation with bus passes, vehicle repair, vehicle insurance and vehicle payments
- Child Care
- Occupational Training
- Financial Literacy
- Case Management
- Emergency Financial Assistance

ROUND ROCK ISD

CDBG staff regularly networks with the Round Rock ISD Homeless Liaison to keep up to date on data and resources for homeless youth and homeless unaccompanied youth in the school district.

Unaccompanied youth include young people who have run away from home, been thrown out of their homes or have been abandoned by their parents for a variety of reasons. The Round Rock ISD supports a little over a hundred unaccompanied youth each school year. Unaccompanied youth are provided free school meals, transportation to attend school, academic support (backpacks, school supplies, earbuds, tutoring, etc.) as well as community donated support (clothing, shoes, blankets, airbeds, weekend food support, hygiene, vital records support, and community referrals for needed resources).

CITY OF ROUND ROCK CDBG 2022-2023 CONSOLIDATED AND ANNUAL PERFORMANCE REPORT (CAPER)

CR-30 - Public Housing 91.220(h); 91.320(j)

Actions taken to address the needs of public housing

Public housing is administered and managed by the Round Rock Housing Authority (RRHA). The Round Rock Housing Authority was established in 1966, with the first development built in 1972. Today the Housing Authority owns 88 units at the following three locations combined: 1505 Lance Lane, 1100 Westwood and 1007 Cushing Drive and twelve scattered sites. The housing authority also administers Section 8 Housing Vouchers as well as absorbed port-ins from other housing authorities.

The Round Rock Housing Authority (RRHA) received approximately \$243,802 in Capital Grant Funds that were used for operations during the 2022 program year.

To stay aware of and address the needs of public housing, the Round Rock CDBG staff actively networks and attends the RRHA monthly board meetings.

Due to COVID-19, the RRHA has made many changes in hopes to assist the residents as best they can while keeping them safe too. RRHA has started automating the way they do business. This makes it easier to provide services to the residents and program participants. Some of the changes include:

- Updating the website so the public can access applications online.
- Trying to go paperless by using their HAPPY software provider to set up a program that will allow program participants/applicants to access their personal information online as well as submit their information for interim or annual recertifications.

The greatest need is the need for more affordable housing. The waiting lists for public housing and Section 8 are long and continue to grow as more and more people walk in and call to get added to the list daily. The lack of affordable housing is also making it difficult for voucher participants to find affordable units to lease. Currently there are 68 people on the Section 8 waiting list and 250 on the public housing waiting list and the list continues to grow daily. The RRHA attributes the long waiting list for public housing due to the rent moratorium ending and more families facing eviction for nonpayment of rent.

The Round Rock Housing Authority realizes that their 88 units are in need of renovations. In order to help pay for the renovations, the Round Rock Housing Authority requested approval from HUD to allow repositioning and to sell their twelve (12) scattered sites. The Round Rock Housing Authority (RRHA) has gotten approval for re-positioning of public housing from the U.S. Department of Housing and Urban Development. The RRHA put the twelve scattered sites up for sale and currently five (5) have sold, and two are in contract with closing dates in late October and November 2023. The profit from the sale of the twelve scattered sites along with lender financing, will allow the RRHA to renovate the existing 88 units at the three RRHA locations in Round Rock. The RRHA assisted the tenants living in the twelve

CITY OF ROUND ROCK CDBG 2022-2023 CONSOLIDATED AND ANNUAL PERFORMANCE REPORT (CAPER)

scattered sites with relocation and related moving expenses.

Actions taken to encourage public housing residents to become more involved in management and participate in homeownership

In hopes to promote homeownership, The Round Rock Housing Authority offered the sale of the twelve scattered sites to the tenants occupying them. One tenant purchased the home they were living in.

The City of Round Rock CDBG staff encourages the RRHA to provide their residents with credit counseling /education classes and information on the agencies that assist with down payment assistance for first time homebuyers.

The Round Rock Housing authority has recently extended its board of commissioners from five to seven members. This has increased the number of resident commissioners from one to two.

RRHA works closely with residents to recruit commissioners as they are needed. RRHA tries to encourage residents to become involved with services/programs which are offered. However, due to COVID there has been limited participation.

City staff provides support to the RRHA by attending their monthly board meetings, and by appointing board members when needed. City staff stays informed of the needs of the RRHA and their clients and offers assistance as needed.

Actions taken to provide assistance to troubled PHAs

The Round Rock Housing Authority continues to hold a "High Performer" status under HUD's Section Management Assessment Program (SEMAP); therefore, it is not designated as a "troubled" agency.

CITY OF ROUND ROCK CDBG 2022-2023 CONSOLIDATED AND ANNUAL PERFORMANCE REPORT (CAPER)

CR-35 - Other Actions 91.220(j)-(k); 91.320(i)-(j)

Actions taken to remove or ameliorate the negative effects of public policies that serve as barriers to affordable housing such as land use controls, tax policies affecting land, zoning ordinances, building codes, fees and charges, growth limitations, and policies affecting the return on residential investment. 91.220 (j); 91.320 (i)

To remove or ameliorate the negative effects of public policies that serve as barriers to affordable housing the City of Round Rock has adopted a housing policy in the Round Rock 2030 Comprehensive Plan. This policy enables a mixture of housing types within the city to meet all residents' needs and preferences through all stages of life.

Policy Description: Most of the city's housing stock exists in a conventional suburban form with separate residential subdivisions containing single-family homes or standalone apartment complexes. Currently, low-density single-use neighborhoods occupy significant amounts of land in the city and require the use of a personal vehicle to access employment and services. Based on public input received, housing affordability was a main concern of stakeholders. Certain housing types in the city have been identified as missing in Round Rock, such as smaller-scale multifamily developments. Other types of housing, such as senior living, were identified to address the changing needs of residents over their lifetimes so they can continue to live in Round Rock.

Implementation Strategies:

- Strive to limit two and three story walk-up multifamily units to 20% of the housing stock to the extent feasible, except when located in mixed- and multi-use areas.
- Examine tools to provide incentives for specific dwelling types that do not currently exist in Round Rock or where more units are desired.
- Provide information regarding affordable housing initiatives and programs available to Round Rock residents.
- Examine parking and garage requirements for all residential types.
- Consider amendments to the small lot requirements of the Round Rock Development Code or the creation of a new zoning district to facilitate more affordable single-family homes
- Research best planning practices concerning tiny homes and other housing trends to consider integration into the Round Rock Development Code.
- Explore policies for allowing accessory dwelling units in neighborhoods including specific criteria and design features except where prohibited by homeowners associations.
- Examples might include low-density townhome and multifamily integrated into neighborhoods, multiple units on one lot, identification of corridors where condominium arrangements are small detached or attached units, high rise multifamily in mixed-use developments, and small lot single-family neighborhoods with special parking requirements.

CITY OF ROUND ROCK CDBG 2022-2023 CONSOLIDATED AND ANNUAL PERFORMANCE REPORT (CAPER)

Meeting Housing Demands

A new SF-3 (Single Family - Mixed) zoning district has been implemented for new subdivisions to encourage a variety of single-family lot sizes and price points within a single development. The minimum lot size is 5,000 square feet, which is smaller than what was previously permitted in Round Rock. A ratio of larger lots (6,500 sf minimum and 10,000 sf minimum) are also required to be interspersed throughout the subdivision, creating neighborhoods with a wider variety of home sizes and price points. Recently, the City of Round Rock has approved a Single Family Mixed Lot (SF-3) amendment which allows for a separate unit within the single family footprint that has its own kitchen. It's called Next Gen housing and most likely for elderly parents or adult children who are struggling to afford their own housing. The SF-3 zoning district has proved a popular option with developers. Since adoption, over 850 undeveloped acres were zoned SF-3. Since 2015, nine condominium projects consisting of single-family houses on a common lot have been approved as Planned Unit Developments (PUDs). Additionally, several townhome projects have been approved. These projects have demonstrated demand for a new type of housing for Round Rock which are smaller owner-occupied single-family units with exterior maintenance performed by a condominium association. Increased density and less land consumed by public infrastructure results in lower development costs. With this housing product, developers have been able to deliver new housing units at a more affordable price than houses in conventional subdivisions. In addition to a continuing concern for greater housing unit variety, public input for Round Rock 2030 also revealed significant concerns about housing affordability, referring to the price point of market rate housing rather than subsidized housing. This is a change from the concern expressed in the 2010 Comprehensive Plan that too much of the city's housing stock consisted of inexpensive starter homes. Concerns about housing affordability and lack of availability of certain housing types are often common in high-growth areas. The need for intermediately-sized and priced housing that falls between single-family houses and large apartment complexes is frequently referred to as the missing middle. Planning policy experts are currently experimenting with ways to encourage more missing middle housing. The popularity of single-family garden style residential in Round Rock indicates a demand for smaller, lower maintenance, and affordable housing. Challenges in the next decade include both expanding the range of housing forms constructed and widening the mix of unit types within a subdivision. For example, a new zoning district similar to SF-3 might also allow duplexes and bungalow courts. The city should investigate ways to diversify housing types in existing subdivisions, such as allowing accessory dwelling units. With an increased demand for smaller single-family homes, best practices should also be investigated for single-family houses with shared parking, tiny houses, row houses, and bungalow courts.

Actions taken to address obstacles to meeting underserved needs. 91.220(k); 91.320(j)

Despite efforts, there remain a number of significant obstacles to meeting underserved needs. The following obstacles to meeting these needs in Round Rock are: Population growth; High cost of housing;

CITY OF ROUND ROCK CDBG 2022-2023 CONSOLIDATED AND ANNUAL PERFORMANCE REPORT (CAPER)

Cutbacks in state and federal funding for basic needs and the need for transportation to existing services and childcare exceed available resources to meet these needs. To address the population growth and the high cost of housing, the Round Rock Area Serving Center (RRASC) provides rent/mortgage, food pantry and utility assistance to the low-to-moderate income residents of Round Rock. The City funded the RRASC for these programs with CDBG program year 2022 funds.

The following programs also help address the cutbacks in state and federal funding and the need for childcare and transportation to existing services:

Senior Access was provided \$40,000 in General Fund money in the 2022 program year to provide door to door transportation to seniors to doctor appointments, pharmacies, grocery stores, to pay bills, and to social service agencies for services.

Foundation Community was awarded \$15,000 General Fund grant money in program year 2022 to provide free tax preparation for low to moderate income families.

Meals on Wheels was funded with \$11,114 in CDBG 2022 funds to provide warm meals to homebound and congregate seniors year-round.

Head Start is not funded with CDBG funds but provides affordable childcare to low-income and homeless families in Round Rock.

To meet the need for transportation the city has implemented a fixed route bus service which has been designed to provide access to employment, medical, shopping, and other services. Transportation is an extremely important link for the low income and minority populations for employment opportunities, education, medical and everyday needs. The fixed route also provides connections for travel between Austin and Round Rock. The fixed route is wheelchair accessible and provides half price fare for seniors and persons with disabilities. The city provides ADA paratransit services for anyone with a functional disability that prevents them from being able to utilize the fixed route bus system.

City Council has also passed an ordinance that allows Round Rock Transit to sell discount bus passes to non-profit and government agencies for the purpose of distributing the passes to low-income persons and families that meet the participation requirements.

The city of Round Rock funded the transportation department with CDBG 2022 funds to purchase and install seven (7) bus shelters in the low-income areas of the city. These bus shelters are ADA accessible and provide shelter from the elements. This project was started in the CDBG 2022 program year and will be completed during the CDBG 2023 program year.

The City also provides residents with the Guide to Affordable Housing in the Greater Austin Area. This guide is a tool for people seeking affordable rental housing in the Austing area that includes Round Rock. The guide contains general information on housing programs funded on the local, county, state

CITY OF ROUND ROCK CDBG 2022-2023 CONSOLIDATED AND ANNUAL PERFORMANCE REPORT (CAPER)

and federal levels, as well as specific information about complexes participating in these programs. It contains lists and explanations of rental housing with rent restrictions, income-based rents and tenant income limits. The Guide to Affordable Housing is available at City Hall and also a link to the guide is provided on the CDBG webpage on the City website.

Actions taken to reduce lead-based paint hazards. 91.220(k); 91.320(j)

Most of the housing stock in Round Rock was built post 1978. The City funded the minor home repair in the 2022 program year. The Home Repair Program has lead based policies and procedures in place to comply with the Residential Lead Based Paint Hazard Reduction Act of 1992 (Title X) and subsequent changes in September 1999. These procedures include notification, identification, and treatment (if necessary). Although most of the housing developments in Round Rock occurred after the use of the lead-based paint was banned, it is practice to include the Acknowledgement of Lead Based Paint Testing of Property Built Before 1978 form and the Protect your Family from Lead pamphlet as part of the minor home repair packet regardless if the homeowner lives in a home built prior to 1978 or not.

Actions taken to reduce the number of poverty-level families. 91.220(k); 91.320(j)

During the 2022 program year the City of Round Rock took the following actions to reduce the number of poverty level families:

- City of Round Rock Community Development Division (CDBG) provided minor home repair for the low and very low-income residents in Round Rock. A total of seven (7) households were assisted during the program year with repairs to include fence, plumbing, electrical, mechanical, weatherization, and ADA improvements. This is an on-going project that will continue into the program year 2023-2024.
- Round Rock Area Serving Center was funded with CDBG program year 2022 funds to provide rent and mortgage assistance and access to their food pantry. A total of 974 unduplicated low to moderate income Round Rock households received services with CDBG funds at the Serving Center.

Actions taken to develop institutional structure. 91.220(k); 91.320(j)

Executive implementation of the Consolidated Plan involves a variety of agencies. Collaboration and coordination between agencies is important to ensuring that the needs in the community are addressed. The key agencies involved are described below:

CITY OF ROUND ROCK CDBG 2022-2023 CONSOLIDATED AND ANNUAL PERFORMANCE REPORT (CAPER)

- Williamson County and Cities Health District (WCCHD)-offers a variety of services including alcohol and drug testing, WIC, family assistance, public health services, senior services, emergency services, and HIV testing and counseling.
- Round Rock Housing Authority (RRHA) administers the Housing Choice (Section 8) Voucher program. The City works closely with the RRHA regarding public housing issues.
- Opportunities for Williamson-Burnet Counties provides meals to seniors and affordable childcare to the low-to-moderate income families in Round Rock.
- Senior Access provides door to door as needed transportation to seniors.
- United Way continues working with people and organizations throughout Williamson County to build stronger communities and improve lives.

In addition to meeting with these agencies during the development of the consolidated plan the City CDBG staff networks with these agencies and others by attending the Williamson County Non-Profit Networking Meetings the first Tuesday of every month at the Alan R. Baca Center. By attending these meetings CDBG staff can keep up and strengthen existing relationships with agencies and also get to know new agencies that are providing needed services in the area. This monthly meeting has allowed the development of institutional structure among social service agencies and will make it easy for the CDBG staff to promote CDBG public hearings and stakeholder meetings.

Actions taken to enhance coordination between public and private housing and social service agencies. 91.220(k); 91.320(j)

In order to increase the coordination between public and private housing and social service agencies the CDBG staff attends the following:

- Monthly Round Rock Housing Authority board meetings where the needs of public housing residents are discussed and addressed.
- Monthly Williamson County Non-Profit Networking Meetings where public and private housing providers and social service agencies attend to discuss the needs of the residents and how to close the gaps in Round Rock.
- Monthly Virtual Homeless Coalition Meetings where agencies that provide services to homeless and those at-risk of becoming homeless come to discuss how to meet the needs and how to work together to provide the resources to this population.
- Meet with local realtors, public housing agencies, apartment managers and management companies to educate them on Fair Housing during Fair Housing Month in April.

Identify actions taken to overcome the effects of any impediments identified in the jurisdictions analysis of impediments to fair housing choice. 91.520(a)

The City of Round Rock was part of the Central Texas Joint Analysis of Impediments to Fair Housing (AI) study completed in 2019.

CITY OF ROUND ROCK CDBG 2022-2023 CONSOLIDATED AND ANNUAL PERFORMANCE REPORT (CAPER)

Primary findings in Round Rock:

Segregation and integration: Segregation and lack of access to economic opportunity persists in many areas of the region. Some residents still face barriers to reaching their economic potential and residents of certain races, ethnicities, disability status, and household characteristics are more affected than others. The good news is that these barriers are lowest in Round Rock than the other entities that participated in the Central Texas AI study.

- Resident diversity. Of all the jurisdictions represented in the AI, the City of Round Rock best represents resident diversity in race, ethnicity, and national origin.
- Family poverty. Overall, in the region, African American and Hispanic families have much higher rates of poverty than Non-Hispanic White and Asian Families.
- Segregation. Round Rock also has a relatively low segregation of residents by race, ethnicity, and disability.

ACTION: The City of Round Rock continued to allocate CDBG funds for infrastructure projects located in low-to-moderate income areas of the city. Funding these projects in these locations ensures that no one is deprived of access to neighborhood facilities because of their economic situation or their race, ethnicity, disability, familiar status, religion, or other protected classes.

Disproportionate housing needs. Housing access differs among the jurisdictions in the Central Texas region, within jurisdictions, and among household groups. Where the differences appear to create negative outcomes for households, these are identified as disproportionate needs. The largest concerns in Round Rock include:

- Homeownership gap. The homeownership rate for Black/African households in Round Rock is 42 percent compared to 68 percent for Non-Hispanic White households. The rate is 50 percent for Hispanic households. According to the resident survey, many more residents in Round Rock could become homeowners if they had down payment assistance.

ACTION: Concerns about housing affordability and lack of availability of certain housing types are often common in high-growth areas. The need for intermediately-sized and priced housing that falls between single-family houses and large apartment complexes is frequently referred to as the missing middle. Planning policy experts are currently experimenting with ways to encourage more missing middle housing. The popularity of single-family garden style residential in Round Rock indicates a demand for smaller, lower maintenance, and affordable housing.

CITY OF ROUND ROCK CDBG 2022-2023 CONSOLIDATED AND ANNUAL PERFORMANCE REPORT (CAPER)

CR-40 - Monitoring 91.220 and 91.230

Describe the standards and procedures used to monitor activities carried out in furtherance of the plan and used to ensure long-term compliance with requirements of the programs involved, including minority business outreach and the comprehensive planning requirements

The City of Round Rock has developed a monitoring system that includes monitoring policies, procedures and standards to ensure that all activities carried out with the CDBG funds are done so in a timely manner in accordance with federal monitoring requirements, and all other applicable laws, regulations, policies and sound management and accounting practices including all the requirements of 24 CFR 570.502, 2 CFR 200.238, 2 CFR 200.331 (d) and any other applicable federal requirements. The City of Round Rock Monitoring Policy was updated to include monitoring procedures for the CDBG-CV grant funded programs as well.

Subrecipients are monitored to ensure that they have implemented and administered their CDBG funded activities according to applicable Federal Requirements. Particular attention is paid to compliance with eligible and national objective requirements. Other areas emphasized are the financial management systems, internal controls, procurement practices and compliance with civil rights requirements.

When applicable, subrecipients are required to submit copies of paid receipts, timesheets, income documentation, client data and self-certification forms with their monthly requests for reimbursement. This information is used to determine the number of unduplicated beneficiaries. Monthly reports were submitted by each subrecipient so staff could monitor the progress of each activity, provide technical assistance or consultation when needed to ensure that all objectives are met.

Subrecipients are evaluated and scored for risk level with a risk assessment yearly before the on-site monitoring visits are conducted. On-site monitoring consists of a 5-step process:

1. Notification Letter
2. Entrance Conference
3. Documentation, Data Acquisition and Analysis
4. Exit Conference
5. Follow-up Monitoring Letter and Report

The on-site monitoring will evaluate program administration and regulatory compliance to include the following:

- Conformance to Subrecipient Agreement

CITY OF ROUND ROCK CDBG 2022-2023 CONSOLIDATED AND ANNUAL PERFORMANCE REPORT (CAPER)

- Record Keeping Systems
- Financial Management Systems
- Insurance
- Procurement Procedures
- Equipment
- Non-Discrimination and Actions to Further Fair Housing

During the CDBG 2022 program year the following subrecipients were monitored on-site:

Round Rock Area Serving Center

Meals on Wheels

CASA of Williamson County

Sacred Heart Community Clinic

There were no findings or areas of concern for any of the agencies.

Citizen Participation Plan 91.105(d); 91.115(d)

Describe the efforts to provide citizens with reasonable notice and an opportunity to comment on performance reports.

In order to provide citizens with a reasonable notice and an opportunity to comment on the CAPER, a Notice of Public Hearing was published in the Round Rock Leader on November 17, 2023, in English and Spanish. The notices were also posted on the City bulletin at city hall on November 17, 2023 as well as on the city website. The public hearing on the CAPER was held on December 7, 2023 before the city council. The public was given 22 days to comment either in person or in writing from November 17, 2023, to December 8, 2023. No comments were received. The public hearing was held at council chambers which is accessible to persons with disabilities. The city is committed to compliance with the Americans with Disabilities Act and Section 504 of the Rehabilitation Act of 1973, as amended. Reasonable modifications and equal access to communications can always be provided upon

CITY OF ROUND ROCK CDBG 2022-2023 CONSOLIDATED AND ANNUAL PERFORMANCE REPORT (CAPER)

request and is noted in the notices. City staff was present and available at the public hearing to translate for persons with limited English proficiency.

CR-45 - CDBG 91.520(c)

Specify the nature of, and reasons for, any changes in the jurisdiction's program objectives and indications of how the jurisdiction would change its programs as a result of its experiences.

During the 2022-2023 program year there were no changes in the jurisdiction's program objectives. The City of Round Rock did not have any CDBG projects or activities that generated any program income.

The City of Round Rock did not have any open Brownfields Economic Development Initiatives Grants (BEDI) during this program year therefore there are no BEDI accomplishments or program outcomes to report in this CAPER report. Currently the City of Round Rock does not have any Section 108 loans.

Does this Jurisdiction have any open Brownfields Economic Development Initiative (BEDI) grants?

No

[BEDI grantees] Describe accomplishments and program outcomes during the last year.

**CITY OF ROUND ROCK CDBG 2022-2023 CONSOLIDATED AND ANNUAL
PERFORMANCE REPORT (CAPER)**

CR-45 - CDBG 91.520(c)

Specify the nature of, and reasons for, any changes in the jurisdiction's program objectives and indications of how the jurisdiction would change its programs as a result of its experiences.

During the 2022-2023 program year there were no changes in the jurisdiction's program objectives. The City of Round Rock did not have any CDBG projects or activities that generated any program income.

The City of Round Rock did not have any open Brownfields Economic Development Initiatives Grants (BEDI) during this program year therefore there are no BEDI accomplishments or program outcomes to report in this CAPER report. Currently the City of Round Rock does not have any Section 108 loans.

Does this Jurisdiction have any open Brownfields Economic Development Initiative (BEDI) grants?

No

[BEDI grantees] Describe accomplishments and program outcomes during the last year.

**CITY OF ROUND ROCK CDBG 2022-2023 CONSOLIDATED AND ANNUAL
PERFORMANCE REPORT (CAPER)**

CR-58 – Section 3

Identify the number of individuals assisted and the types of assistance provided

Total Labor Hours	CDBG	HOME	ESG	HOPWA	HTF
Total Number of Activities	4	0	0	0	0
Total Labor Hours	4,335				
Total Section 3 Worker Hours	0				
Total Targeted Section 3 Worker Hours	0				

Table 8 – Total Labor Hours

Qualitative Efforts - Number of Activities by Program	CDBG	HOME	ESG	HOPWA	HTF
Outreach efforts to generate job applicants who are Public Housing Targeted Workers					
Outreach efforts to generate job applicants who are Other Funding Targeted Workers.					
Direct, on-the job training (including apprenticeships).					
Indirect training such as arranging for, contracting for, or paying tuition for, off-site training.					
Technical assistance to help Section 3 workers compete for jobs (e.g., resume assistance, coaching).					
Outreach efforts to identify and secure bids from Section 3 business concerns.	1				
Technical assistance to help Section 3 business concerns understand and bid on contracts.	1				
Division of contracts into smaller jobs to facilitate participation by Section 3 business concerns.	1				
Provided or connected residents with assistance in seeking employment including: drafting resumes,preparing for interviews, finding job opportunities, connecting residents to job placement services.					
Held one or more job fairs.					
Provided or connected residents with supportive services that can provide direct services or referrals.					
Provided or connected residents with supportive services that provide one or more of the following: work readiness health screenings, interview clothing, uniforms, test fees, transportation.					
Assisted residents with finding child care.					
Assisted residents to apply for, or attend community college or a four year educational institution.					
Assisted residents to apply for, or attend vocational/technical training.					
Assisted residents to obtain financial literacy training and/or coaching.					
Bonding assistance, guaranties, or other efforts to support viable bids from Section 3 business concerns.					
Provided or connected residents with training on computer use or online technologies.					
Promoting the use of a business registry designed to create opportunities for disadvantaged and small businesses.					

**CITY OF ROUND ROCK CDBG 2022-2023 CONSOLIDATED AND ANNUAL
PERFORMANCE REPORT (CAPER)**

Outreach, engagement, or referrals with the state one-stop system, as designed in Section 121(e)(2) of the Workforce Innovation and Opportunity Act.					
Other.					

Table 9 – Qualitative Efforts - Number of Activities by Program

Narrative

During the CDBG 2022 Program Year four (4) construction projects triggered Davis Bacon.

Settlement Park Improvements Project totaled 122 labor hours.

Bowman Park Project totaled 3118 labor hours.

Frontier Park Project totaled 878 labor hours.

Bus Stops on Mays Street totaled 216 labor hours.

**CITY OF ROUND ROCK CDBG 2022-2023 CONSOLIDATED AND ANNUAL
PERFORMANCE REPORT (CAPER)**

Attachment

CORR CDBG 2022 CAPER PUBLIC NOTICES

CITY OF ROUND ROCK CDBG 2022-2023 CONSOLIDATED AND ANNUAL PERFORMANCE REPORT (CAPER)

NOTICE OF PUBLIC HEARING

A public hearing will be held by the Round Rock City Council on Thursday, December 7, 2023, at 6:00 p.m. at the Round Rock City Council Chambers located at 221 East Main Street. The purpose of the hearing is to receive public comments concerning the 2022-2023 Consolidated Annual Performance Evaluation Report (CAPER).

The City of Round Rock is required by the U.S. Department of Housing and Urban Development to make an annual performance plan available to the public for examination and comment for a period of at least fifteen days. The 2022-2023 CAPER will be available from November 17, 2023 through December 8, 2023 at 5 p.m. for public review in the Office of Community Development, 221 East Main Street, Round Rock, TX, and on the City of Round Rock Website at www.roundrocktexas.gov.

The City of Round Rock is committed to compliance with the Americans with Disabilities Act (ADA) and Section 504 of the Rehabilitation Act of 1973, as amended. Reasonable modifications and equal access to communications will be provided upon request. Please call 218-6643 (voice) or Relay Texas at 1-800-735-2989 (TDD) for assistance. For a sign language interpreter, please call Elizabeth Alvarado at 512-341-3328 at least 4-5 days in advance.

The City does not discriminate on the basis of disability in the admission or access to, or treatment or employment in, its programs and activities. The City of Round Rock Human Resources Department has been designated as the City's ADA/Section 504 Office. This office is located at 221 E. Main Street, 1st Floor of the Business Center. If you have any questions or complaints regarding your ADA/Section 504 rights, please call Michael Bennett, Risk Manager at (512) 218-6643. This publication is available in alternative formats. Please call (512) 341-3328 (voice) for assistance.

POSTING CERTIFICATION

I certify that this notice of a public hearing was posted on this 16th day of November 2023 at 5:00 p.m. as required by law in accordance with Section 551.043 of the Texas Government Code.



Davetta Edwards, Deputy City Clerk

Date of Publication: Friday, November 17, 2023

CITY OF ROUND ROCK CDBG 2022-2023 CONSOLIDATED AND ANNUAL PERFORMANCE REPORT (CAPER)

AVISO DE AUDIENCIA PÚBLICA

El Consejo Municipal de Round Rock celebrará un audiencia pública el Jueves 7 de Diciembre de 2023 a 6:00 en Council Chambers del Concejo Municipal de Round Rock situado en 221 East Main Street. El propósito de la audiencia es recibir comentarios públicos sobre el Consolidated Annual Performance Evaluation Report (CAPER) 2022-2023.

La ciudad de Round Rock es obligado por el Departamento de vivienda y desarrollo urbano de los Estados Unidos para hacer un plan de desempeño anual disponible al público para examen y comentario para un período de al menos quince días. El CAPER 2022-2023 estará disponible desde el 17 de Noviembre de 2023 a través de 8 de Diciembre de 2023 a 5:00 para la revisión pública en la oficina de desarrollo comunitario, 221 East Main Street, Round Rock, Texas y ciudad de Round Rock sitio web en www.roundrocktexas.gov.

La ciudad de Round Rock se compromete al cumplimiento de las Americans with Disabilities Act (ADA) y la sección 504 de la Rehabilitation Act de 1973, enmendado. Modificaciones razonables y acceso igualitario a las comunicaciones se proporcionará a petición. Por favor llamar al 512-218-8843 (voz) o Relay Texas en 1-800-735-2989 (TDD) asistencia. Un intérprete de lengua de señas, por favor llame a Elizabeth Alvarado en 512-341-3328 por lo menos 4-5 días de antelación.

La ciudad no discrimina por discapacidad en la admisión o acceso o tratamiento o empleo en sus programas y actividades. Ciudad de Round Rock Departamento de recursos humanos ha sido designado como ADA, sección 504 oficina de la ciudad. Esta oficina se encuentra en 221 E. Main Street, 1º piso del centro de negocios. Si usted tiene preguntas o quejas con respecto a sus derechos de ADA, sección 504, por favor llamo a la ciudad de Round Rock Departamento de recursos humanos a Michael Bennett en (512) 218-8843. Esta publicación está disponible en formatos alternativos. Por favor llamar al (512) 341-3328 (voz) asistencia.

CERTIFICACIÓN DE REGISTRO

Certifico que este aviso de audiencia pública fue publicado este día 15 de Noviembre 2023 a 5:00 como se requiere por ley de acuerdo con la sección 551.043 del código de gobierno de Texas.


Davetta Edwards, vendedora de la ciudad

Fecha de publicación: Viernes, 17 de Noviembre de 2023

CITY OF ROUND ROCK CDBG 2022-2023 CONSOLIDATED AND ANNUAL PERFORMANCE REPORT (CAPER)

LOCALiQ

Austin
American-Statesman

PO Box 631667 Cincinnati, OH 45263-1667

PROOF OF PUBLICATION

Round Rock, City Of
Acc Payable Admin
Round Rock, City Of
221 E Main ST

Round Rock TX 78664-5271

STATE OF TEXAS, COUNTIES OF WILLIAMSON & TRAVIS

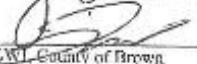
The below stated newspaper[s] that may be generally circulated in the counties of Williamson & Travis, State of Texas, printed and published and personal knowledge of the facts herein state and that the notice hereto annexed was Published in said newspapers in the issues dated on:

AGO Round Rock Leader 11/17/2023

and that the fees charged are legal,
Sworn to and subscribed before on: 11/17/2023



Legal Clerk

Notary, State of WI, County of Brown

10-25-79

My commission expires:
Publication Cost: \$369.28
Order No: 9503503
Customer No: 742452
PD #:
of Copies: 1

THIS IS NOT AN INVOICE!
Please do not use this form for payment verification.

NOTICE OF PUBLIC HEARING
A public hearing will be held by the Round Rock City Council on Thursday, December 7, 2023, at 6:00 p.m. in the Round Rock City Council Chambers located at 221 East Main Street. The purpose of the hearing is to receive public comments concerning the 2022-2023 Consolidated Annual Performance Evaluation Report (CAPER).
The City of Round Rock is required by the U.S. Department of Housing and Urban Development to make an annual performance plan available to the public for examination and comment for a period of at least 60 days. The 2022-2023 CAPER will be available from November 17, 2023 through December 8, 2023 at 2 p.m. for public review in the Office of Community Development, 221 East Main Street, Round Rock, TX, and on the City of Round Rock Website at www.roundrocktexas.gov.
The City of Round Rock is committed to compliance with the Americans with Disabilities Act (ADA) and Section 504 of the Rehabilitation Act of 1973, as amended. Reasonable accommodations and equal access to communications will be provided upon request. Please call 361-6446 (voice) or Relay Texas at 1-800-735-6299 (TDD) for assistance. For a sign language interpreter, please call Elizabeth Alvarado at 361-6446 at least 48 days in advance.
The City does not discriminate on the basis of disability in the admission or access to, or treatment or employment in, its programs and activities. The City of Round Rock Human Resources Department has been designated as the City's ADA Section 504 Office. This office is located at 221 E. Main Street, 3rd floor of the Business Center. If you have any questions or complaints regarding your accessibility rights, please call Michael Hoptoff, Risk Manager at (361) 218-6642. This publication is available in alternative formats. Please call (361) 241-2200 for assistance.
November 6, 2023 10:23:03

RYAN SPELLER
Notary Public
State of Wisconsin

CITY OF ROUND ROCK CDBG 2022-2023 CONSOLIDATED AND ANNUAL PERFORMANCE REPORT (CAPER)

LOCALiQ

Austin
American-Statesman

PO Box 631667 Cincinnati, OH 45263-1667

PROOF OF PUBLICATION

Round Rock, City Of
Acc Payable Admin
Round Rock, City Of
221 E Main ST

Round Rock TX 78664-5271

STATE OF TEXAS, COUNTIES OF WILLIAMSON & TRAVIS

The below stated newspaper[s] that may be generally circulated in the counties of Williamson & Travis, State of Texas, printed and published and personal knowledge of the facts herein state and that the notice hereto annexed was Published in said newspapers in the issues dated on:

ACO Round Rock Leader 11/17/2023

and that the fees charged are legal.

Sworn to and subscribed before on 11/17/2023



Legal Clerk

Notary, State of WI, County of Brown

My commission expires

Publication Cost: \$411.76

Order No: 9503531

Customer No: 742452

PO #:

of Copies:
1

THIS IS NOT AN INVOICE!

Please do not use this form for payment remittance.

AVISO DE QUIEBENCIA PUBLICA

El Consejo Municipal de Round Rock convocó la siguiente sesión pública el día 17 de noviembre de 2023 a las 10:00 AM en la sala de reuniones del Ayuntamiento de Round Rock, ubicada en 221 E. Main Street, Round Rock, Texas. El propósito de la sesión es recibir comentarios sobre el Consolidated Annual Performance Report (CAPER) 2022-2023.

El Ciudadano de Round Rock es invitado por el Ayuntamiento de Round Rock a participar en esta sesión pública. El propósito de esta sesión es recibir comentarios sobre el Consolidated Annual Performance Report (CAPER) 2022-2023. El propósito de esta sesión es recibir comentarios sobre el Consolidated Annual Performance Report (CAPER) 2022-2023.

El Ayuntamiento de Round Rock es un organismo del gobierno municipal de Round Rock, Texas. El Ayuntamiento de Round Rock es un organismo del gobierno municipal de Round Rock, Texas. El Ayuntamiento de Round Rock es un organismo del gobierno municipal de Round Rock, Texas.

La ciudad de Round Rock es un organismo del gobierno municipal de Round Rock, Texas. La ciudad de Round Rock es un organismo del gobierno municipal de Round Rock, Texas. La ciudad de Round Rock es un organismo del gobierno municipal de Round Rock, Texas.

RYAN SPELLER
Notary Public
State of Wisconsin

CITY OF ROUND ROCK CDBG 2022-2023 CONSOLIDATED AND ANNUAL PERFORMANCE REPORT (CAPER)

CORR CDBG PR03



U.S. Department of Housing and Urban Development
 Office of Community Planning and Development
 Integrated Disbursement and Information System
 CDBG Activity Summary Report (GPR) for Program Year 2022
 ROUND ROCK

Date: 06-Nov-2023
 Time: 11:28
 Page: 1

PGM Year: 2019
Project: 0002 - Public Facilities
IDIS Activity: 512 - Frontier Park

Status: Completed 1/23/2023 12:00:00 AM
Location: 1804 Frontier Trail Round Rock, TX 78681
Objective: Create suitable living environments
Outcome: Availability/accessibility
Matrix Code: Parks, Recreational Facilities (03F) **National Objective:** LMA

Activity to prevent, prepare for, and respond to Coronavirus: No

Initial Funding Date: 07/26/2021

Description:

Replacement of existing playground with newer, safer, and more inclusive equipment, resurfacing the tennis courts, some ADA corrections, new trash cans, replacement of aging benches, resurfacing the basketball court, new basketball hoops, and adding shade over the basketball court if budget permits.

Financing

	Fund Type	Grant Year	Grant	Funded Amount	Drawn In Program Year	Drawn Thru Program Year
CDBG	EN	2019	B19MC480514	\$190,567.50	\$0.00	\$190,567.50
Total	Total			\$190,567.50	\$0.00	\$190,567.50

Proposed Accomplishments

Public Facilities : 1
 Total Population in Service Area: 8,395
 Census Tract Percent Low / Mod: 64.74

Annual Accomplishments

Years	Accomplishment Narrative	# Benefitting
2019		

CITY OF ROUND ROCK CDBG 2022-2023 CONSOLIDATED AND ANNUAL PERFORMANCE REPORT (CAPER)



U.S. Department of Housing and Urban Development
Office of Community Planning and Development
Integrated Disbursement and Information System
CDBG Activity Summary Report (GPR) for Program Year 2022
ROUND ROCK

Date: 06-Nov-2023
Time: 11:28
Page: 2

PGM Year: 2021
Project: 0002 - Program Administration
IDIS Activity: 517 - CDORR Program Administration
Status: Completed 10/25/2022 12:00:00 AM
Location: ,
Objective:
Outcome:
Matrix Code: General Program Administration (21A) **National Objective:**

Activity to prevent, prepare for, and respond to Coronavirus: No

Initial Funding Date: 01/11/2022

Description:

Oversight and administration of the CDBG grant to include CDBG coordinator salary, supplies/equipment, legal notices, legal fees, mileage, travel expenses, NCDA dues, and training registration fees.

Financing

	Fund Type	Grant Year	Grant	Funded Amount	Drawn In Program Year	Drawn Thru Program Year
CDBG	EN	2021	B21MC480514	\$119,745.24	\$0.00	\$119,745.24
Total	Total			\$119,745.24	\$0.00	\$119,745.24

Proposed Accomplishments

Actual Accomplishments

Number assisted:

	Owner		Renter		Total		Person	
	Total	Hispanic	Total	Hispanic	Total	Hispanic	Total	Hispanic
White:					0	0		
Black/African American:					0	0		
Asian:					0	0		
American Indian/Alaskan Native:					0	0		
Native Hawaiian/Other Pacific Islander:					0	0		
American Indian/Alaskan Native & White:					0	0		
Asian White:					0	0		
Black/African American & White:					0	0		
American Indian/Alaskan Native & Black/African American:					0	0		
Other multi-racial:					0	0		
Asian/Pacific Islander:					0	0		
Hispanic:					0	0		
Total:	0	0	0	0	0	0	0	0

PR03 - ROUND ROCK

Page: 2 of 34

CITY OF ROUND ROCK CDBG 2022-2023 CONSOLIDATED AND ANNUAL PERFORMANCE REPORT (CAPER)



U.S. Department of Housing and Urban Development
 Office of Community Planning and Development
 Integrated Disbursement and Information System
 CDBG Activity Summary Report (GPR) for Program Year 2022
 ROUND ROCK

Date: 06-Nov-2023
 Time: 11:28
 Page: 3

Female-headed Households:

0

Income Category:

	Owner	Renter	Total	Person
Extremely Low			0	
Low Mod			0	
Moderate			0	
Non Low Moderate			0	
Total	0	0	0	0
Percent Low/Mod				

Annual Accomplishments

No data returned for this view. This might be because the applied filter excludes all data.

CITY OF ROUND ROCK CDBG 2022-2023 CONSOLIDATED AND ANNUAL PERFORMANCE REPORT (CAPER)



U.S. Department of Housing and Urban Development
Office of Community Planning and Development
Integrated Disbursement and Information System
CDBG Activity Summary Report (GPR) for Program Year 2022
ROUND ROCK

Date: 06-Nov-2023
Time: 11:28
Page: 4

PGM Year: 2019
Project: 0003 - Minor Home Repair
IDIS Activity: 525 - Home Repair 609 Chisholm Valley Drive
Status: Completed 10/25/2022 12:00:00 AM
Location: 609 Chisholm Valley Dr Round Rock, TX 78681-6612
Objective: Create suitable living environments
Outcome: Availability/accessibility
Matrix Code: Rehab; Single-Unit Residential (14A) **National Objective:** LMH

Activity to prevent, prepare for, and respond to Coronavirus: No

Initial Funding Date: 05/20/2022

Description:
home repair to include replacement of siding, windows, some plumbing issues

Financing

	Fund Type	Grant Year	Grant	Funded Amount	Drawn In Program Year	Drawn Thru Program Year
CDBG	EN	2019	B19MC480514	\$6,236.14	\$5,972.14	\$6,236.14
		2020	B20MC480514	\$18,872.86	\$18,872.86	\$18,872.86
Total	Total			\$25,109.00	\$24,845.00	\$25,109.00

Proposed Accomplishments

Housing Units : 1

Actual Accomplishments

Number assisted:

	Owner		Renter		Total		Person	
	Total	Hispanic	Total	Hispanic	Total	Hispanic	Total	Hispanic
White:	1	1	0	0	1	1	0	0
Black/African American:	0	0	0	0	0	0	0	0
Asian:	0	0	0	0	0	0	0	0
American Indian/Alaskan Native:	0	0	0	0	0	0	0	0
Native Hawaiian/Other Pacific Islander:	0	0	0	0	0	0	0	0
American Indian/Alaskan Native & White:	0	0	0	0	0	0	0	0
Asian White:	0	0	0	0	0	0	0	0
Black/African American & White:	0	0	0	0	0	0	0	0
American Indian/Alaskan Native & Black/African American:	0	0	0	0	0	0	0	0
Other multi-racial:	0	0	0	0	0	0	0	0
Asian/Pacific Islander:	0	0	0	0	0	0	0	0
Hispanic:	0	0	0	0	0	0	0	0

CITY OF ROUND ROCK CDBG 2022-2023 CONSOLIDATED AND ANNUAL PERFORMANCE REPORT (CAPER)



U.S. Department of Housing and Urban Development
 Office of Community Planning and Development
 Integrated Disbursement and Information System
 CDBG Activity Summary Report (GPR) for Program Year 2022
 ROUND ROCK

Date: 06-Nov-2023
 Time: 11:28
 Page: 5

Total:									
Female-headed Households:									
<i>Income Category:</i>									
	Owner	Renter	Total		Person				
Extremely Low	0	0	0		0				
Low Mod	1	0	1		0				
Moderate	0	0	0		0				
Non Low Moderate	0	0	0		0				
Total	1	0	1		0				
Percent Low/Mod	100.0%		100.0%						

Annual Accomplishments

Years	Accomplishment Narrative	# Benefiting
2019	home repair to include replacement of all siding, windows, french doors, storm door at the front entrance, plumbing issues. service calls to try and determine plumbing issues #1 \$84.00 #2 \$164.	

CITY OF ROUND ROCK CDBG 2022-2023 CONSOLIDATED AND ANNUAL PERFORMANCE REPORT (CAPER)



U.S. Department of Housing and Urban Development
Office of Community Planning and Development
Integrated Disbursement and Information System
CDBG Activity Summary Report (GPR) for Program Year 2022
ROUND ROCK

Date: 06-Nov-2023
Time: 11:28
Page: 6

PGM Year: 2019
Project: 0007 - Senior Services CDBG-CV 3
IDIS Activity: 526 - Senior iPad Program

Status: Open
Location: 216 E Main St Round Rock, TX 78664-5245

Objective: Create suitable living environments
Outcome: Availability/accessibility
Matrix Code: Senior Services (05A) **National Objective:** LMC

Activity to prevent, prepare for, and respond to Coronavirus: Yes

Initial Funding Date: 07/08/2022

Description:

CDBG-CV3 funds will be used to fund the Senior iPad Program which will provide Ipads and wifi service to seniors. This will help keep seniors safe at home from COVID 19. By providing seniors a device with internet access and pre-loading applications that will allow them to shop from home, read books online, access teledoc and research and keep up to date on the latest news and information on the COVID 19 virus will help prevent, prepare for and respond to coronavirus.

Financing

	Fund Type	Grant Year	Grant	Funded Amount	Drawn In Program Year	Drawn Thru Program Year
CDBG	EN	2020	B20MW480514	\$68,678.80	\$29,890.80	\$68,678.80
Total	Total			\$68,678.80	\$29,890.80	\$68,678.80

Proposed Accomplishments

People (General) : 60

Actual Accomplishments

Number assisted:

	Owner		Renter		Total		Person	
	Total	Hispanic	Total	Hispanic	Total	Hispanic	Total	Hispanic
White:	0	0	0	0	0	0	34	12
Black/African American:	0	0	0	0	0	0	8	0
Asian:	0	0	0	0	0	0	5	0
American Indian/Alaskan Native:	0	0	0	0	0	0	0	0
Native Hawaiian/Other Pacific Islander:	0	0	0	0	0	0	0	0
American Indian/Alaskan Native & White:	0	0	0	0	0	0	0	0
Asian White:	0	0	0	0	0	0	0	0
Black/African American & White:	0	0	0	0	0	0	0	0
American Indian/Alaskan Native & Black/African American:	0	0	0	0	0	0	0	0
Other multi-racial:	0	0	0	0	0	0	13	0
Asian/Pacific Islander:	0	0	0	0	0	0	0	0

CITY OF ROUND ROCK CDBG 2022-2023 CONSOLIDATED AND ANNUAL PERFORMANCE REPORT (CAPER)



U.S. Department of Housing and Urban Development
 Office of Community Planning and Development
 Integrated Disbursement and Information System
 CDBG Activity Summary Report (GPR) for Program Year 2022
 ROUND ROCK

Date: 06-Nov-2023
 Time: 11:28
 Page: 7

Hispanic:	0	0	0	0	0	0	0	0
Total:	0	0	0	0	0	0	60	12
Female-headed Households:	0	0	0	0	0	0	0	0
<i>Income Category:</i>								
	Owner	Renter	Total	Person				
Extremely Low	0	0	0	0				
Low Mod	0	0	0	60				
Moderate	0	0	0	0				
Non Low Moderate	0	0	0	0				
Total	0	0	0	60				
Percent Low/Mod	100.0%							

Annual Accomplishments

Years	Accomplishment Narrative	# Benefiting
2020		

CITY OF ROUND ROCK CDBG 2022-2023 CONSOLIDATED AND ANNUAL PERFORMANCE REPORT (CAPER)



U.S. Department of Housing and Urban Development
Office of Community Planning and Development
Integrated Disbursement and Information System
CDBG Activity Summary Report (GPR) for Program Year 2022
ROUND ROCK

Date: 06-Nov-2023
Time: 11:28
Page: 8

PGM Year: 2019
Project: 0003 - Minor Home Repair
IDIS Activity: 528 - Home Repair 1503 East Mesa Park Drive
Status: Completed 10/25/2022 12:00:00 AM
Location: 1503 E Mesa Park Dr Round Rock, TX 78664-3743
Objective: Create suitable living environments
Outcome: Availability/accessibility
Matrix Code: Rehab; Single-Unit Residential (14A) **National Objective:** LMH

Activity to prevent, prepare for, and respond to Coronavirus: No

Initial Funding Date: 10/11/2022

Description:
home repair to include replacement of windows, HVACfurnace, ceiling repair.

Financing

	Fund Type	Grant Year	Grant	Funded Amount	Drawn In Program Year	Drawn Thru Program Year
CDBG	EN	2019	B19MC480514	\$24,965.00	\$24,965.00	\$24,965.00
Total	Total			\$24,965.00	\$24,965.00	\$24,965.00

Proposed Accomplishments

Housing Units : 1

Actual Accomplishments

Number assisted:

	Owner		Renter		Total		Person	
	Total	Hispanic	Total	Hispanic	Total	Hispanic	Total	Hispanic
White:	1	0	0	0	1	0	0	0
Black/African American:	0	0	0	0	0	0	0	0
Asian:	0	0	0	0	0	0	0	0
American Indian/Alaskan Native:	0	0	0	0	0	0	0	0
Native Hawaiian/Other Pacific Islander:	0	0	0	0	0	0	0	0
American Indian/Alaskan Native & White:	0	0	0	0	0	0	0	0
Asian White:	0	0	0	0	0	0	0	0
Black/African American & White:	0	0	0	0	0	0	0	0
American Indian/Alaskan Native & Black/African American:	0	0	0	0	0	0	0	0
Other multi-racial:	0	0	0	0	0	0	0	0
Asian/Pacific Islander:	0	0	0	0	0	0	0	0
Hispanic:	0	0	0	0	0	0	0	0
Total:	1	0	0	0	1	0	0	0

PR03 - ROUND ROCK

Page: 8 of 34

CITY OF ROUND ROCK CDBG 2022-2023 CONSOLIDATED AND ANNUAL PERFORMANCE REPORT (CAPER)



U.S. Department of Housing and Urban Development
 Office of Community Planning and Development
 Integrated Disbursement and Information System
 CDBG Activity Summary Report (GPR) for Program Year 2022
 ROUND ROCK

Date: 06-Nov-2023
 Time: 11:28
 Page: 9

Female-headed Households:				0	0	0
<i>Income Category:</i>						
	Owner	Renter	Total	Person		
Extremely Low	0	0	0	0		
Low Mod	1	0	1	0		
Moderate	0	0	0	0		
Non Low Moderate	0	0	0	0		
Total	1	0	1	0		
Percent Low/Mod	100.0%		100.0%			

Annual Accomplishments

Years	Accomplishment Narrative	# Benefiting
2019	home repair was completed.	

CITY OF ROUND ROCK CDBG 2022-2023 CONSOLIDATED AND ANNUAL PERFORMANCE REPORT (CAPER)



U.S. Department of Housing and Urban Development
Office of Community Planning and Development
Integrated Disbursement and Information System
CDBG Activity Summary Report (GPR) for Program Year 2022
ROUND ROCK

Date: 06-Nov-2023
Time: 11:28
Page: 10

PGM Year: 2022
Project: 0001 - Program Administration
IDIS Activity: 529 - CORR PROGRAM ADMINISTRATION
Status: Completed 10/17/2023 12:00:00 AM
Location: ,
Objective:
Outcome:
Matrix Code: General Program Administration (21A) **National Objective:**

Activity to prevent, prepare for, and respond to Coronavirus: No

Initial Funding Date: 01/05/2023

Description:

Funds will pay for the oversight and administration of the City of Round Rock CDBG Program to include purchase of all supplies and equipment, salary, all travel expenses, legal fees, public notices, conference and training fees, NCEA dues, Region 6 dues, and all other program related expenses.

Financing

	Fund Type	Grant Year	Grant	Funded Amount	Drawn In Program Year	Drawn Thru Program Year
CDBG	EN	2022	B22MC480514	\$125,789.00	\$125,789.00	\$125,789.00
Total	Total			\$125,789.00	\$125,789.00	\$125,789.00

Proposed Accomplishments

Actual Accomplishments

Number assisted:

	Owner		Renter		Total		Person	
	Total	Hispanic	Total	Hispanic	Total	Hispanic	Total	Hispanic
White:					0	0		
Black/African American:					0	0		
Asian:					0	0		
American Indian/Alaskan Native:					0	0		
Native Hawaiian/Other Pacific Islander:					0	0		
American Indian/Alaskan Native & White:					0	0		
Asian White:					0	0		
Black/African American & White:					0	0		
American Indian/Alaskan Native & Black/African American:					0	0		
Other multi-racial:					0	0		
Asian/Pacific Islander:					0	0		
Hispanic:					0	0		
Total:	0	0	0	0	0	0	0	0

CITY OF ROUND ROCK CDBG 2022-2023 CONSOLIDATED AND ANNUAL PERFORMANCE REPORT (CAPER)



U.S. Department of Housing and Urban Development
 Office of Community Planning and Development
 Integrated Disbursement and Information System
 CDBG Activity Summary Report (GPR) for Program Year 2022
 ROUND ROCK

Date: 06-Nov-2023
 Time: 11:28
 Page: 11

Female-headed Households:

0

Income Category:

	Owner	Renter	Total	Person
Extremely Low			0	
Low Mod			0	
Moderate			0	
Non Low Moderate			0	
Total	0	0	0	0
Percent Low/Mod				

Annual Accomplishments

No data returned for this view. This might be because the applied filter excludes all data.

CITY OF ROUND ROCK CDBG 2022-2023 CONSOLIDATED AND ANNUAL PERFORMANCE REPORT (CAPER)



U.S. Department of Housing and Urban Development
Office of Community Planning and Development
Integrated Disbursement and Information System
CDBG Activity Summary Report (GPR) for Program Year 2022
ROUND ROCK

Date: 06-Nov-2023
Time: 11:28
Page: 12

PGM Year:	2022		
Project:	0005 - Meals on Wheels		
IDIS Activity:	530 - Meals on Wheels		
Status:	Completed 7/17/2023 12:00:00 AM	Objective:	Provide decent affordable housing
Location:	301 W Bagdad Ave Round Rock, TX 78664-5819	Outcome:	Affordability
		Matrix Code:	Senior Services (05A) National Objective: LMC

Activity to prevent, prepare for, and respond to Coronavirus: No

Initial Funding Date: 01/12/2023

Description:

Opportunities of Williamson and Burnet Counties Meals on Wheels Round Rock Program is located at the Alan R. Baca Center.
Funds are used to pay for the chef salary that prepares the meals daily for homebound seniors and seniors that come eat at the cafeteria.
Meals on Wheels is proposing to assist 160 seniors.

Financing

	Fund Type	Grant Year	Grant	Funded Amount	Drawn In Program Year	Drawn Thru Program Year
CDBG	EN	2022	B22MC480514	\$11,114.00	\$11,114.00	\$11,114.00
Total	Total			\$11,114.00	\$11,114.00	\$11,114.00

Proposed Accomplishments

People (General) : 160

Actual Accomplishments

Number assisted:	Owner		Renter		Total		Person	
	Total	Hispanic	Total	Hispanic	Total	Hispanic	Total	Hispanic
White:	0	0	0	0	0	0	121	17
Black/African American:	0	0	0	0	0	0	15	0
Asian:	0	0	0	0	0	0	2	0
American Indian/Alaskan Native:	0	0	0	0	0	0	1	0
Native Hawaiian/Other Pacific Islander:	0	0	0	0	0	0	0	0
American Indian/Alaskan Native & White:	0	0	0	0	0	0	0	0
Asian White:	0	0	0	0	0	0	0	0
Black/African American & White:	0	0	0	0	0	0	7	0
American Indian/Alaskan Native & Black/African American:	0	0	0	0	0	0	0	0
Other multi-racial:	0	0	0	0	0	0	14	0
Asian/Pacific Islander:	0	0	0	0	0	0	0	0

CITY OF ROUND ROCK CDBG 2022-2023 CONSOLIDATED AND ANNUAL PERFORMANCE REPORT (CAPER)



U.S. Department of Housing and Urban Development
Office of Community Planning and Development
Integrated Disbursement and Information System
CDBG Activity Summary Report (GPR) for Program Year 2022
ROUND ROCK

Date: 06-Nov-2023
Time: 11:28
Page: 13

Hispanic:	0	0	0	0	0	0	0	0
Total:	0	0	0	0	0	0	160	17
Female-headed Households:	0	0	0	0	0	0	0	0

Income Category:	Owner	Renter	Total	Person
Extremely Low	0	0	0	0
Low Mod	0	0	0	160
Moderate	0	0	0	0
Non Low Moderate	0	0	0	0
Total	0	0	0	160
Percent Low/Mod				100.0%

Annual Accomplishments

Years	Accomplishment Narrative	# Benefiting
2022	Request for Reimbursement #1 (Oct-Dec, 2022) \$3704.64 (\$1234.88 per month). Total seniors assisted 54; 12 Hispanic. Request for Reimbursement #2 (January 2023) \$1234.89 19 new seniors assisted, 0 Hispanic Request for Reimbursement #3 (February 2023) \$1234.89 17 new seniors assisted, 3 Hispanic Request for Reimbursement #4 (March 2023) \$1234.89 18 new seniors assisted, 6 Hispanic Request for Reimbursement #5 (April 2023) \$1234.89 18 new seniors assisted, 6 Hispanic Request for Reimbursement #6 (May 2023) \$1234.89 18 new seniors assisted, 4 Hispanic Request for Reimbursement #6 (May 2023) \$1,234.89 Request for Reimbursement #7 & FINAL (JUNE 2023) \$1234.91	

CITY OF ROUND ROCK CDBG 2022-2023 CONSOLIDATED AND ANNUAL PERFORMANCE REPORT (CAPER)



U.S. Department of Housing and Urban Development
Office of Community Planning and Development
Integrated Disbursement and Information System
CDBG Activity Summary Report (GPR) for Program Year 2022
ROUND ROCK

Date: 06-Nov-2023
Time: 11:28
Page: 14

PGM Year: 2022
Project: 0003 - Round Rock Area Serving Center Housing Assistance Program
IDIS Activity: 531 - RRASC Housing Assistance Program
Status: Completed 9/18/2023 12:00:00 AM
Location: 1099 E Main St Round Rock, TX 78664-4418
Objective: Provide decent affordable housing
Outcome: Affordability
Matrix Code: Subsistence Payment (05Q) **National Objective:** LMC

Activity to prevent, prepare for, and respond to Coronavirus: No

Initial Funding Date: 01/27/2023

Description:

Funds will be used to assist low to moderate income residents with rent or mortgage assistance up to \$250.

Financing

	Fund Type	Grant Year	Grant	Funded Amount	Drawn In Program Year	Drawn Thru Program Year
CDBG	EN	2022	B22MC480514	\$25,000.00	\$25,000.00	\$25,000.00
Total	Total			\$25,000.00	\$25,000.00	\$25,000.00

Proposed Accomplishments

People (General) : 100

Actual Accomplishments

Number assisted:

	Owner		Renter		Total		Person	
	Total	Hispanic	Total	Hispanic	Total	Hispanic	Total	Hispanic
White:	0	0	0	0	0	0	64	34
Black/African American:	0	0	0	0	0	0	29	0
Asian:	0	0	0	0	0	0	0	0
American Indian/Alaskan Native:	0	0	0	0	0	0	2	0
Native Hawaiian/Other Pacific Islander:	0	0	0	0	0	0	0	0
American Indian/Alaskan Native & White:	0	0	0	0	0	0	0	0
Asian White:	0	0	0	0	0	0	0	0
Black/African American & White:	0	0	0	0	0	0	0	0
American Indian/Alaskan Native & Black/African American:	0	0	0	0	0	0	0	0
Other multi-racial:	0	0	0	0	0	0	5	0
Asian/Pacific Islander:	0	0	0	0	0	0	0	0
Hispanic:	0	0	0	0	0	0	0	0
Total:	0	0	0	0	0	0	100	34

PR03 - ROUND ROCK

Page: 14 of 34

CITY OF ROUND ROCK CDBG 2022-2023 CONSOLIDATED AND ANNUAL PERFORMANCE REPORT (CAPER)



U.S. Department of Housing and Urban Development
 Office of Community Planning and Development
 Integrated Disbursement and Information System
 CDBG Activity Summary Report (GPR) for Program Year 2022
 ROUND ROCK

Date: 06-Nov-2023
 Time: 11:28
 Page: 15

Female-headed Households:	0	0	0
<i>Income Category:</i>			
	Owner	Renter	Total
Extremely Low	0	0	0
Low Mod	0	0	0
Moderate	0	0	0
Non Low Moderate	0	0	0
Total	0	0	0
Percent Low/Mod	100.0%		

Annual Accomplishments

Years	Accomplishment Narrative	# Benefiting
2022	RFP#1 \$3,720 RFP#2 \$14,530 RFP#3 \$6,750 TOTAL HISPANIC: 34 TOTAL FEMALE HEAD OF HOUSEHOLD: 22	

CITY OF ROUND ROCK CDBG 2022-2023 CONSOLIDATED AND ANNUAL PERFORMANCE REPORT (CAPER)



U.S. Department of Housing and Urban Development
Office of Community Planning and Development
Integrated Disbursement and Information System
CDBG Activity Summary Report (GPR) for Program Year 2022
ROUND ROCK

Date: 06-Nov-2023
Time: 11:28
Page: 16

PGM Year: 2022
Project: 0006 - Sacred Heart Community Clinic
IDIS Activity: 532 - Sacred Heart Community Clinic
Status: Completed 7/17/2023 12:00:00 AM
Location: 620 Round Rock West Dr Round Rock, TX 78681-5086
Objective: Create economic opportunities
Outcome: Affordability
Matrix Code: Health Services (05M)
National Objective: LMC

Activity to prevent, prepare for, and respond to Coronavirus: No

Initial Funding Date: 01/30/2023

Description:

Funds will be used to pay health provider partial salary for the patient visits. Services are provided to Round Rock residents that are low-to-moderate income.

Financing

	Fund Type	Grant Year	Grant	Funded Amount	Drawn In Program Year	Drawn Thru Program Year
CDBG	EN	2022	B22MC480514	\$13,228.00	\$13,228.00	\$13,228.00
Total	Total			\$13,228.00	\$13,228.00	\$13,228.00

Proposed Accomplishments

People (General) : 100

Actual Accomplishments

Number assisted:

	Owner		Renter		Total		Person	
	Total	Hispanic	Total	Hispanic	Total	Hispanic	Total	Hispanic
White:	0	0	0	0	0	0	146	124
Black/African American:	0	0	0	0	0	0	14	0
Asian:	0	0	0	0	0	0	12	0
American Indian/Alaskan Native:	0	0	0	0	0	0	0	0
Native Hawaiian/Other Pacific Islander:	0	0	0	0	0	0	0	0
American Indian/Alaskan Native & White:	0	0	0	0	0	0	0	0
Asian White:	0	0	0	0	0	0	0	0
Black/African American & White:	0	0	0	0	0	0	1	0
American Indian/Alaskan Native & Black/African American:	0	0	0	0	0	0	0	0
Other multi-racial:	0	0	0	0	0	0	0	0
Asian/Pacific Islander:	0	0	0	0	0	0	0	0
Hispanic:	0	0	0	0	0	0	0	0

CITY OF ROUND ROCK CDBG 2022-2023 CONSOLIDATED AND ANNUAL PERFORMANCE REPORT (CAPER)



U.S. Department of Housing and Urban Development
 Office of Community Planning and Development
 Integrated Disbursement and Information System
 CDBG Activity Summary Report (GPR) for Program Year 2022
 ROUND ROCK

Date: 06-Nov-2023
 Time: 11:28
 Page: 17

Total:										173	124
Female-headed Households:											
<i>Income Category:</i>	Owner	Renter	Total	Person							
Extremely Low	0	0	0	133							
Low Mod	0	0	0	40							
Moderate	0	0	0	0							
Non Low Moderate	0	0	0	0							
Total	0	0	0	173							
Percent Low/Mod				100.0%							

Annual Accomplishments

Years	Accomplishment Narrative	# Benefiting
2022	female head of household 19	

CITY OF ROUND ROCK CDBG 2022-2023 CONSOLIDATED AND ANNUAL PERFORMANCE REPORT (CAPER)



U.S. Department of Housing and Urban Development
Office of Community Planning and Development
Integrated Disbursement and Information System
CDBG Activity Summary Report (GPR) for Program Year 2022
ROUND ROCK

Date: 06-Nov-2023
Time: 11:28
Page: 18

PGM Year: 2022
Project: 0002 - Round Rock Area Serving Center Food Pantry Program
IDIS Activity: 533 - RRASC Food Pantry Program
Status: Completed 9/21/2023 12:00:00 AM
Location: 1099 E Main St Round Rock, TX 78664-4418
Objective: Create economic opportunities
Outcome: Availability/accessibility
Matrix Code: Food Banks (05W)
National Objective: LMC

Activity to prevent, prepare for, and respond to Coronavirus: No

Initial Funding Date: 07/11/2023

Description:

Funds will be used to purchase food from the Central Texas Food Bank at .13 a pound. This food will stock the RRASC food pantry and which will then be distributed to the low-to-moderate income residents of Round Rock.

Financing

	Fund Type	Grant Year	Grant	Funded Amount	Drawn In Program Year	Drawn Thru Program Year
CDBG	EN	2022	B22MC480514	\$25,000.00	\$25,000.00	\$25,000.00
Total	Total			\$25,000.00	\$25,000.00	\$25,000.00

Proposed Accomplishments

People (General) : 800

Actual Accomplishments

Number assisted:

	Owner		Renter		Total		Person	
	Total	Hispanic	Total	Hispanic	Total	Hispanic	Total	Hispanic
White:	0	0	0	0	0	0	594	373
Black/African American:	0	0	0	0	0	0	204	0
Asian:	0	0	0	0	0	0	7	0
American Indian/Alaskan Native:	0	0	0	0	0	0	7	0
Native Hawaiian/Other Pacific Islander:	0	0	0	0	0	0	3	0
American Indian/Alaskan Native & White:	0	0	0	0	0	0	0	0
Asian White:	0	0	0	0	0	0	0	0
Black/African American & White:	0	0	0	0	0	0	1	0
American Indian/Alaskan Native & Black/African American:	0	0	0	0	0	0	2	0
Other multi-racial:	0	0	0	0	0	0	56	0
Asian/Pacific Islander:	0	0	0	0	0	0	0	0
Hispanic:	0	0	0	0	0	0	0	0

CITY OF ROUND ROCK CDBG 2022-2023 CONSOLIDATED AND ANNUAL PERFORMANCE REPORT (CAPER)



U.S. Department of Housing and Urban Development
 Office of Community Planning and Development
 Integrated Disbursement and Information System
 CDBG Activity Summary Report (GPR) for Program Year 2022
 ROUND ROCK

Date: 06-Nov-2023
 Time: 11:28
 Page: 19

Total:	0	0	0	0	0	0	874	373
Female-headed Households:	0		0		0			
<i>Income Category:</i>								
	Owner	Renter	Total		Person			
Extremely Low	0	0	0		761			
Low Mod	0	0	0		107			
Moderate	0	0	0		6			
Non Low Moderate	0	0	0		0			
Total	0	0	0		874			
Percent Low/Mod					100.0%			

Annual Accomplishments

Years	Accomplishment Narrative	# Benefiting
2022	FEMALE HEAD OF HOUSEHOLD: 271	

CITY OF ROUND ROCK CDBG 2022-2023 CONSOLIDATED AND ANNUAL PERFORMANCE REPORT (CAPER)



U.S. Department of Housing and Urban Development
Office of Community Planning and Development
Integrated Disbursement and Information System
CDBG Activity Summary Report (GPR) for Program Year 2022
ROUND ROCK

Date: 06-Nov-2023
Time: 11:28
Page: 20

PGM Year: 2022
Project: 0004 - CASA of Williamson County
IDIS Activity: 534 - CASA of Williamson County
Status: Completed 7/21/2023 12:00:00 AM
Location: 2100 Scenic Dr Georgetown, TX 78626-7719
Objective: Provide decent affordable housing
Outcome: Availability/accessibility
Matrix Code: Abused and Neglected Children (05N) **National Objective:** LMC

Activity to prevent, prepare for, and respond to Coronavirus: No

Initial Funding Date: 03/06/2023

Description:

Financing

	Fund Type	Grant Year	Grant	Funded Amount	Drawn In Program Year	Drawn Thru Program Year
CDBG	EN	2022	B22MC480514	\$20,000.00	\$20,000.00	\$20,000.00
Total	Total			\$20,000.00	\$20,000.00	\$20,000.00

Proposed Accomplishments

People (General) : 95

Actual Accomplishments

Number assisted:

	Owner		Renter		Total		Person	
	Total	Hispanic	Total	Hispanic	Total	Hispanic	Total	Hispanic
White:	0	0	0	0	0	0	46	27
Black/African American:	0	0	0	0	0	0	15	0
Asian:	0	0	0	0	0	0	0	0
American Indian/Alaskan Native:	0	0	0	0	0	0	0	0
Native Hawaiian/Other Pacific Islander:	0	0	0	0	0	0	0	0
American Indian/Alaskan Native & White:	0	0	0	0	0	0	0	0
Asian White:	0	0	0	0	0	0	0	0
Black/African American & White:	0	0	0	0	0	0	0	0
American Indian/Alaskan Native & Black/African American:	0	0	0	0	0	0	0	0
Other multi-racial:	0	0	0	0	0	0	8	0
Asian/Pacific Islander:	0	0	0	0	0	0	0	0
Hispanic:	0	0	0	0	0	0	0	0
Total:	0	0	0	0	0	0	69	27

CITY OF ROUND ROCK CDBG 2022-2023 CONSOLIDATED AND ANNUAL PERFORMANCE REPORT (CAPER)



U.S. Department of Housing and Urban Development
 Office of Community Planning and Development
 Integrated Disbursement and Information System
 CDBG Activity Summary Report (GPR) for Program Year 2022
 ROUND ROCK

Date: 06-Nov-2023
 Time: 11:28
 Page: 21

Female-headed Households:	0	0	0
<i>Income Category:</i>			
	Owner	Renter	Total
Extremely Low	0	0	0
Low Mod	0	0	0
Moderate	0	0	0
Non Low Moderate	0	0	0
Total	0	0	0
Percent Low/Mod	100.0%		

Annual Accomplishments

Years	Accomplishment Narrative	# Benefiting
2022	RFP #1 \$5,716.00 RFP #2 2858 RFP #3 2704 or a total of \$11,278 and 27 hisp; total to date 68 beneficiaries RFP #4 2704 RFP#5 2704	

CITY OF ROUND ROCK CDBG 2022-2023 CONSOLIDATED AND ANNUAL PERFORMANCE REPORT (CAPER)



U.S. Department of Housing and Urban Development
 Office of Community Planning and Development
 Integrated Disbursement and Information System
 CDBG Activity Summary Report (GPR) for Program Year 2022
 ROUND ROCK

Date: 06-Nov-2023
 Time: 11:28
 Page: 22

PGM Year: 2022
Project: 0009 - Settlement Park Improvements
IDIS Activity: 535 - Settlement Park
Status: Open
Location: 1404 David Curry Dr Round Rock, TX 78664-2372
Objective: Create suitable living environments
Outcome: Availability/accessibility
Matrix Code: Parks, Recreational Facilities (03F) **National Objective:** LMA

Activity to prevent, prepare for, and respond to Coronavirus: No

Initial Funding Date: 03/10/2023

Description:

Improvements at Settlement Park to include replacing aging site amenities, miscellaneous concrete and masonry repairs, playground replacement, miscellaneous basketball court improvements.
 1844 households assisted. 2640 purchase of quarry stones to be installed by city staff

Financing

	Fund Type	Grant Year	Grant	Funded Amount	Drawn In Program Year	Drawn Thru Program Year
CDBG	EN	2022	B22MC480514	\$19,073.88	\$19,073.88	\$19,073.88
Total	Total			\$19,073.88	\$19,073.88	\$19,073.88

Proposed Accomplishments

Public Facilities : 1
 Total Population in Service Area: 4,305
 Census Tract Percent Low / Mod: 61.44

Annual Accomplishments

Years	Accomplishment Narrative	# Benefiting
2022	1st payment \$2,640 quarry stones to be installed by city staff 2nd payment \$5,626 for replacement of fence at basketball court 3rd payment \$5,115 for resurfacing basketball court 4th payment \$5692.88 for purchase of picnic tables, trash bins	

CITY OF ROUND ROCK CDBG 2022-2023 CONSOLIDATED AND ANNUAL PERFORMANCE REPORT (CAPER)



U.S. Department of Housing and Urban Development
Office of Community Planning and Development
Integrated Disbursement and Information System
CDBG Activity Summary Report (GPR) for Program Year 2022
ROUND ROCK

Date: 06-Nov-2023
Time: 11:28
Page: 23

PGM Year: 2021
Project: 0004 - Bowman Park Improvements
IDIS Activity: 536 - Bowman Park Improvements
Status: Completed 10/17/2023 12:00:00 AM
Location: 2008 Meadow Brook Dr 950 E. Bowman Rd. Round Rock, TX 78664-2315
Objective: Create suitable living environments
Outcome: Availability/accessibility
Matrix Code: Parks, Recreational Facilities (03F) **National Objective:** LMA

Activity to prevent, prepare for, and respond to Coronavirus: No

Initial Funding Date: 05/12/2023

Description:

Funds will be used to replace aging amenities, conversion of trail to concrete, extension of the looping trail, irrigation improvements, and possibly playground improvements if budget permits.

Financing

	Fund Type	Grant Year	Grant	Funded Amount	Drawn In Program Year	Drawn Thru Program Year
CDBG	EN	2021	B21MC480514	\$311,130.25	\$311,130.25	\$311,130.25
Total	Total			\$311,130.25	\$311,130.25	\$311,130.25

Proposed Accomplishments

Public Facilities : 1,844
Total Population in Service Area: 4,305
Census Tract Percent Low / Mod: 61.44

Annual Accomplishments

Years	Accomplishment Narrative	# Benefitting
2021	Park improvements completed. idis would not validate the actual park address of 950 e bowman road so i entered the address right next to park 2008 meadow park drive and entered 950 e bowman rd as 2nd address and i was able to validate.	

CITY OF ROUND ROCK CDBG 2022-2023 CONSOLIDATED AND ANNUAL PERFORMANCE REPORT (CAPER)



U.S. Department of Housing and Urban Development
Office of Community Planning and Development
Integrated Disbursement and Information System
CDBG Activity Summary Report (GPR) for Program Year 2022
ROUND ROCK

Date: 06-Nov-2023
Time: 11:28
Page: 24

PGM Year: 2021
Project: 0010 - HOME REPAIR
IDIS Activity: 537 - HOME REPAIR PROGRAM 513 CHISHOLM VALLEY DRIVE
Status: Completed 8/4/2023 12:00:00 AM
Location: 513 Chisholm Valley Dr Round Rock, TX 78681-6609
Objective: Create suitable living environments
Outcome: Availability/accessibility
Matrix Code: Rehab; Single-Unit Residential (14A) **National Objective:** LMH

Activity to prevent, prepare for, and respond to Coronavirus: No

Initial Funding Date: 05/22/2023

Description:

Financing

	Fund Type	Grant Year	Grant	Funded Amount	Drawn In Program Year	Drawn Thru Program Year
CDBG	EN	2016	B16MC480514	\$16,429.00	\$16,429.00	\$16,429.00
Total	Total			\$16,429.00	\$16,429.00	\$16,429.00

Proposed Accomplishments

Housing Units : 1

Actual Accomplishments

Number assisted:

	Owner		Renter		Total		Person	
	Total	Hispanic	Total	Hispanic	Total	Hispanic	Total	Hispanic
White:	1	0	0	0	1	0	0	0
Black/African American:	0	0	0	0	0	0	0	0
Asian:	0	0	0	0	0	0	0	0
American Indian/Alaskan Native:	0	0	0	0	0	0	0	0
Native Hawaiian/Other Pacific Islander:	0	0	0	0	0	0	0	0
American Indian/Alaskan Native & White:	0	0	0	0	0	0	0	0
Asian White:	0	0	0	0	0	0	0	0
Black/African American & White:	0	0	0	0	0	0	0	0
American Indian/Alaskan Native & Black/African American:	0	0	0	0	0	0	0	0
Other multi-racial:	0	0	0	0	0	0	0	0
Asian/Pacific Islander:	0	0	0	0	0	0	0	0
Hispanic:	0	0	0	0	0	0	0	0
Total:	1	0	0	0	1	0	0	0

CITY OF ROUND ROCK CDBG 2022-2023 CONSOLIDATED AND ANNUAL PERFORMANCE REPORT (CAPER)



U.S. Department of Housing and Urban Development
 Office of Community Planning and Development
 Integrated Disbursement and Information System
 CDBG Activity Summary Report (GPR) for Program Year 2022
 ROUND ROCK

Date: 06-Nov-2023
 Time: 11:28
 Page: 25

Female-headed Households:				0	0	0
<i>Income Category:</i>						
	Owner	Renter	Total	Person		
Extremely Low	0	0	0	0		
Low Mod	1	0	1	0		
Moderate	0	0	0	0		
Non Low Moderate	0	0	0	0		
Total	1	0	1	0		
Percent Low/Mod	100.0%		100.0%			

Annual Accomplishments

Years	Accomplishment Narrative	# Benefiting
2022	contractor paid for request for payment no1 for work completed to date: windows weatherization, front porch walkway, replacement of water heater \$9,666	

CITY OF ROUND ROCK CDBG 2022-2023 CONSOLIDATED AND ANNUAL PERFORMANCE REPORT (CAPER)



U.S. Department of Housing and Urban Development
Office of Community Planning and Development
Integrated Disbursement and Information System
CDBG Activity Summary Report (GPR) for Program Year 2022
ROUND ROCK

Date: 06-Nov-2023
Time: 11:28
Page: 26

PGM Year: 2021
Project: 0010 - HOME REPAIR
IDIS Activity: 538 - Home Repair 506 Edwards Drive
Status: Completed 7/18/2023 12:00:00 AM
Location: 506 Edwards Dr Round Rock, TX 78664-2263
Objective: Create suitable living environments
Outcome: Availability/accessibility
Matrix Code: Rehab; Single-Unit Residential (14A) **National Objective:** LMH

Activity to prevent, prepare for, and respond to Coronavirus: No

Initial Funding Date: 05/30/2023

Description:
home repair to include replacement of roof and hvac system.

Financing

	Fund Type	Grant Year	Grant	Funded Amount	Drawn In Program Year	Drawn Thru Program Year
CDBG	EN	2016	B16MC480514	\$25,452.50	\$25,452.50	\$25,452.50
Total	Total			\$25,452.50	\$25,452.50	\$25,452.50

Proposed Accomplishments

Housing Units : 1

Actual Accomplishments

Number assisted:

	Owner		Renter		Total		Person	
	Total	Hispanic	Total	Hispanic	Total	Hispanic	Total	Hispanic
White:	1	1	0	0	1	1	0	0
Black/African American:	0	0	0	0	0	0	0	0
Asian:	0	0	0	0	0	0	0	0
American Indian/Alaskan Native:	0	0	0	0	0	0	0	0
Native Hawaiian/Other Pacific Islander:	0	0	0	0	0	0	0	0
American Indian/Alaskan Native & White:	0	0	0	0	0	0	0	0
Asian White:	0	0	0	0	0	0	0	0
Black/African American & White:	0	0	0	0	0	0	0	0
American Indian/Alaskan Native & Black/African American:	0	0	0	0	0	0	0	0
Other multi-racial:	0	0	0	0	0	0	0	0
Asian/Pacific Islander:	0	0	0	0	0	0	0	0
Hispanic:	0	0	0	0	0	0	0	0
Total:	1	1	0	0	1	1	0	0

PR03 - ROUND ROCK

Page: 26 of 34

CITY OF ROUND ROCK CDBG 2022-2023 CONSOLIDATED AND ANNUAL PERFORMANCE REPORT (CAPER)



U.S. Department of Housing and Urban Development
 Office of Community Planning and Development
 Integrated Disbursement and Information System
 CDBG Activity Summary Report (GPR) for Program Year 2022
 ROUND ROCK

Date: 06-Nov-2023
 Time: 11:28
 Page: 27

Female-headed Households:				0	0	0
<i>Income Category:</i>						
	Owner	Renter	Total	Person		
Extremely Low	0	0	0	0		
Low Mod	1	0	1	0		
Moderate	0	0	0	0		
Non Low Moderate	0	0	0	0		
Total	1	0	1	0		
Percent Low/Mod	100.0%		100.0%			

Annual Accomplishments

Years	Accomplishment Narrative	# Benefiting
2021	project is 100% complete.	

CITY OF ROUND ROCK CDBG 2022-2023 CONSOLIDATED AND ANNUAL PERFORMANCE REPORT (CAPER)



U.S. Department of Housing and Urban Development
Office of Community Planning and Development
Integrated Disbursement and Information System
CDBG Activity Summary Report (GPR) for Program Year 2022
ROUND ROCK

Date: 06-Nov-2023
Time: 11:28
Page: 28

PGM Year: 2021
Project: 0010 - HOME REPAIR
IDIS Activity: 539 - 1201 Greenbriar Loop
Status: Completed 7/17/2023 12:00:00 AM
Location: 1201 Greenbriar Loop Round Rock, TX 78664-6959
Objective: Provide decent affordable housing
Outcome: Availability/accessibility
Matrix Code: Rehab; Single-Unit Residential (14A) **National Objective:** LMH

Activity to prevent, prepare for, and respond to Coronavirus: No

Initial Funding Date: 06/27/2023

Description:
Home repair to include replacement of windows, HVAC/furnace system, chimney repair.

Financing

	Fund Type	Grant Year	Grant	Funded Amount	Drawn In Program Year	Drawn Thru Program Year
CDBG	EN	2016	B16MC480514	\$23,387.50	\$23,387.50	\$23,387.50
		2020	B20MC480514	\$2,087.95	\$2,087.95	\$2,087.95
Total	Total			\$25,475.45	\$25,475.45	\$25,475.45

Proposed Accomplishments

Housing Units : 1

Actual Accomplishments

Number assisted:

	Owner		Renter		Total		Person	
	Total	Hispanic	Total	Hispanic	Total	Hispanic	Total	Hispanic
White:	1	1	0	0	1	1	0	0
Black/African American:	0	0	0	0	0	0	0	0
Asian:	0	0	0	0	0	0	0	0
American Indian/Alaskan Native:	0	0	0	0	0	0	0	0
Native Hawaiian/Other Pacific Islander:	0	0	0	0	0	0	0	0
American Indian/Alaskan Native & White:	0	0	0	0	0	0	0	0
Asian White:	0	0	0	0	0	0	0	0
Black/African American & White:	0	0	0	0	0	0	0	0
American Indian/Alaskan Native & Black/African American:	0	0	0	0	0	0	0	0
Other multi-racial:	0	0	0	0	0	0	0	0
Asian/Pacific Islander:	0	0	0	0	0	0	0	0
Hispanic:	0	0	0	0	0	0	0	0

CITY OF ROUND ROCK CDBG 2022-2023 CONSOLIDATED AND ANNUAL PERFORMANCE REPORT (CAPER)



U.S. Department of Housing and Urban Development
 Office of Community Planning and Development
 Integrated Disbursement and Information System
 CDBG Activity Summary Report (GPR) for Program Year 2022
 ROUND ROCK

Date: 06-Nov-2023
 Time: 11:28
 Page: 29

Total:	1	1	0	0	1	1	0	0
Female-headed Households:	0		0		0			
<i>Income Category:</i>								
	Owner	Renter	Total	Person				
Extremely Low	0	0	0	0				
Low Mod	1	0	1	0				
Moderate	0	0	0	0				
Non Low Moderate	0	0	0	0				
Total	1	0	1	0				
Percent Low/Mod	100.0%		100.0%					

Annual Accomplishments

Years	Accomplishment Narrative	# Benefiting
2021	request for payment #1 \$13,120.45 for replacement of windows, chimney repair, and change order #1.	

CITY OF ROUND ROCK CDBG 2022-2023 CONSOLIDATED AND ANNUAL PERFORMANCE REPORT (CAPER)



U.S. Department of Housing and Urban Development
Office of Community Planning and Development
Integrated Disbursement and Information System
CDBG Activity Summary Report (GPR) for Program Year 2022
ROUND ROCK

Date: 06-Nov-2023
Time: 11:28
Page: 30

PGM Year: 2020
Project: 0003 - Minor Home Repair Program
IDIS Activity: 540 - Home Repair 2129 Jasmine Path
Status: Completed 7/17/2023 12:00:00 AM
Location: 2129 Jasmine Path Round Rock, TX 78664-7146
Objective: Create suitable living environments
Outcome: Availability/accessibility
Matrix Code: Rehab; Single-Unit Residential (14A) **National Objective:** LMH

Activity to prevent, prepare for, and respond to Coronavirus: No

Initial Funding Date: 07/07/2023

Description:

Financing

	Fund Type	Grant Year	Grant	Funded Amount	Drawn In Program Year	Drawn Thru Program Year
CDBG	EN	2020	B20MC480514	\$14,079.00	\$14,079.00	\$14,079.00
Total	Total			\$14,079.00	\$14,079.00	\$14,079.00

Proposed Accomplishments

Housing Units : 1

Actual Accomplishments

Number assisted:

	Owner		Renter		Total		Person	
	Total	Hispanic	Total	Hispanic	Total	Hispanic	Total	Hispanic
White:	0	0	0	0	0	0	0	0
Black/African American:	1	0	0	0	1	0	0	0
Asian:	0	0	0	0	0	0	0	0
American Indian/Alaskan Native:	0	0	0	0	0	0	0	0
Native Hawaiian/Other Pacific Islander:	0	0	0	0	0	0	0	0
American Indian/Alaskan Native & White:	0	0	0	0	0	0	0	0
Asian White:	0	0	0	0	0	0	0	0
Black/African American & White:	0	0	0	0	0	0	0	0
American Indian/Alaskan Native & Black/African American:	0	0	0	0	0	0	0	0
Other multi-racial:	0	0	0	0	0	0	0	0
Asian/Pacific Islander:	0	0	0	0	0	0	0	0
Hispanic:	0	0	0	0	0	0	0	0
Total:	1	0	0	0	1	0	0	0

CITY OF ROUND ROCK CDBG 2022-2023 CONSOLIDATED AND ANNUAL PERFORMANCE REPORT (CAPER)



U.S. Department of Housing and Urban Development
 Office of Community Planning and Development
 Integrated Disbursement and Information System
 CDBG Activity Summary Report (GPR) for Program Year 2022
 ROUND ROCK

Date: 06-Nov-2023
 Time: 11:28
 Page: 31

Female-headed Households:				0	0	0
<i>Income Category:</i>						
	Owner	Renter	Total	Person		
Extremely Low	0	0	0	0		
Low Mod	1	0	1	0		
Moderate	0	0	0	0		
Non Low Moderate	0	0	0	0		
Total	1	0	1	0		
Percent Low/Mod	100.0%		100.0%			

Annual Accomplishments

Years	Accomplishment Narrative	# Benefiting
2020	home repair to include replacement of siding, fence repair, rot wood around garage door, window replacement.	

CITY OF ROUND ROCK CDBG 2022-2023 CONSOLIDATED AND ANNUAL PERFORMANCE REPORT (CAPER)



U.S. Department of Housing and Urban Development
Office of Community Planning and Development
Integrated Disbursement and Information System
CDBG Activity Summary Report (GPR) for Program Year 2022
ROUND ROCK

Date: 06-Nov-2023
Time: 11:28
Page: 32

PGM Year: 2020
Project: 0003 - Minor Home Repair Program
IDIS Activity: 541 - Home Repair 801 Lawman's Court
Status: Completed 8/18/2023 12:00:00 AM
Location: 801 Lawmans Ct Round Rock, TX 78665-2510
Objective: Create suitable living environments
Outcome: Availability/accessibility
Matrix Code: Rehab; Single-Unit Residential (14A) **National Objective:** LMH

Activity to prevent, prepare for, and respond to Coronavirus: No

Initial Funding Date: 07/17/2023

Description:

Financing

	Fund Type	Grant Year	Grant	Funded Amount	Drawn In Program Year	Drawn Thru Program Year
CDBG	EN	2020	B20MC480514	\$18,581.00	\$18,581.00	\$18,581.00
Total	Total			\$18,581.00	\$18,581.00	\$18,581.00

Proposed Accomplishments

Housing Units : 1

Actual Accomplishments

Number assisted:

	Owner		Renter		Total		Person	
	Total	Hispanic	Total	Hispanic	Total	Hispanic	Total	Hispanic
White:	1	0	0	0	1	0	0	0
Black/African American:	0	0	0	0	0	0	0	0
Asian:	0	0	0	0	0	0	0	0
American Indian/Alaskan Native:	0	0	0	0	0	0	0	0
Native Hawaiian/Other Pacific Islander:	0	0	0	0	0	0	0	0
American Indian/Alaskan Native & White:	0	0	0	0	0	0	0	0
Asian White:	0	0	0	0	0	0	0	0
Black/African American & White:	0	0	0	0	0	0	0	0
American Indian/Alaskan Native & Black/African American:	0	0	0	0	0	0	0	0
Other multi-racial:	0	0	0	0	0	0	0	0
Asian/Pacific Islander:	0	0	0	0	0	0	0	0
Hispanic:	0	0	0	0	0	0	0	0
Total:	1	0	0	0	1	0	0	0

CITY OF ROUND ROCK CDBG 2022-2023 CONSOLIDATED AND ANNUAL PERFORMANCE REPORT (CAPER)



U.S. Department of Housing and Urban Development
Office of Community Planning and Development
Integrated Disbursement and Information System
CDBG Activity Summary Report (GPR) for Program Year 2022
ROUND ROCK

Date: 06-Nov-2023
Time: 11:28
Page: 33

Female-headed Households:				0	0	0
<i>Income Category:</i>						
	Owner	Renter	Total	Person		
Extremely Low	0	0	0	0		
Low Mod	1	0	1	0		
Moderate	0	0	0	0		
Non Low Moderate	0	0	0	0		
Total	1	0	1	0		
Percent Low/Mod	100.0%		100.0%			

Annual Accomplishments

Years	Accomplishment Narrative	# Benefiting
2020	home repair: completed 07/17/2023: chimney, door	

CITY OF ROUND ROCK CDBG 2022-2023 CONSOLIDATED AND ANNUAL PERFORMANCE REPORT (CAPER)



U.S. Department of Housing and Urban Development
Office of Community Planning and Development
Integrated Disbursement and Information System
CDBG Activity Summary Report (GPR) for Program Year 2022
ROUND ROCK

Date: 06-Nov-2023
Time: 11:28
Page: 34

Total Funded Amount:	\$1,079,417.62
Total Drawn Thru Program Year:	\$1,079,417.62
Total Drawn In Program Year:	\$730,052.88

**CITY OF ROUND ROCK CDBG 2022-2023 CONSOLIDATED AND ANNUAL
PERFORMANCE REPORT (CAPER)**

CORR CDBG CAPER 2022 PR26 REPORTS

CITY OF ROUND ROCK CDBG 2022-2023 CONSOLIDATED AND ANNUAL PERFORMANCE REPORT (CAPER)



PART I: SUMMARY OF CDBG RESOURCES		
01. UNDISBURSED CDBG FUNDS AT END OF PREVIOUS PROGRAM YEAR		97,110.93
02. FEDERAL GRANT		675,941.01
03. SURPLUS URBAN RENEWAL		0.00
04. SECTION 108 GUARANTEED LOAN FUNDS		0.00
05. CURRENT YEAR PROGRAM INCOME		0.00
06. CURRENT YEAR SECTION 108 PROGRAM INCOME (FORMER TYPE)		0.00
07. FUNDS RETURNED TO THE LINE OF CREDIT		0.00
08. FUNDS RETURNED TO THE LOCAL CDBG ACCOUNT		0.00
09. ADJUSTMENT TO COMPUTE TOTAL AVAILABLE		0.00
10. TOTAL AVAILABLE (SUM LINES 01-09)		1,600,256.93
PART II: SUMMARY OF CDBG EXPENDITURES		
11. DISBURSEMENTS OTHER THAN SECTION 108 REPAYMENTS AND PLANNING/ADMINISTRATION		544,173.00
12. ADJUSTMENT TO COMPUTE NET AMOUNT SUBJECT TO LOW/MOD BENEFIT		0.00
13. AMOUNT SUBJECT TO LOW/MOD BENEFIT (LINE 11 - LINE 12)		544,173.00
14. DISBURSED IN DIS FOR PLANNING/ADMINISTRATION		125,739.00
15. DISBURSED IN DIS FOR SECTION 108 REPAYMENTS		0.00
16. ADJUSTMENT TO COMPUTE TOTAL EXPENDITURES		0.00
17. TOTAL EXPENDITURES (SUM LINES 13-16)		700,152.08
18. UNDISBURSED BALANCE (LINE 08 - LINE 17)		800,234.85
PART III: LOW/MOD BENEFIT THIS REPORTING PERIOD		
19. EXPENDED FOR LOW/MOD HOUSING IN SPECIAL AREAS		0.00
20. EXPENDED FOR LOW/MOD MULTI-UNIT HOUSING		0.00
21. DISBURSED FOR OTHER LOW/MOD ACTIVITIES		574,573.26
22. ADJUSTMENT TO COMPUTE TOTAL LOW/MOD CREDIT		0.00
23. TOTAL LOW/MOD CREDIT (SUM LINES 19-22)		574,573.26
24. PERCENT LOW/MOD CREDIT (LINE 23/LINE 13)		105.607%
LOW/MOD BENEFIT FOR MULTI-YEAR CERTIFICATIONS		
25. PROGRAM YEAR(S) COVERED IN CERTIFICATION	PY: PY:	
26. CUMULATIVE NET EXPENDITURES SUBJECT TO LOW/MOD BENEFIT CALCULATION		0.00
27. CUMULATIVE EXPENDITURES INCLUDING LOW/MOD PERSONS		0.00
28. PERCENT BENEFIT TO LOW/MOD PERSONS (LINE 27/LINE 24)		0.00%
PART IV: PUBLIC SERVICE (PS) CAP CALCULATIONS		
29. DISBURSED IN DIS FOR PUBLIC SERVICES		34,342.00
30. PS UNLIQUIDATED OBLIGATIONS AT END OF CURRENT PROGRAM YEAR		0.00
31. PS UNLIQUIDATED OBLIGATIONS AT END OF PREVIOUS PROGRAM YEAR		0.00
32. ADJUSTMENT TO COMPUTE TOTAL PS OBLIGATIONS		0.00
33. TOTAL PS OBLIGATIONS (LINE 29 + LINE 30 + LINE 31 + LINE 32)		34,342.00
34. ENTITLEMENT GRANT		628,048.00
35. PRIOR YEAR PROGRAM INCOME		0.00
36. ADJUSTMENT TO COMPUTE TOTAL SUBJECT TO PS CAP		0.00
37. TOTAL SUBJECT TO PS CAP (SUM LINES 33-36)		628,048.00
38. PERCENT FUNDS OBLIGATED FOR PS ACTIVITIES (LINE 37/LINE 13)		39.247%
PART V: PLANNING AND ADMINISTRATION (PA) CAP		
39. DISBURSED IN DIS FOR PLANNING/ADMINISTRATION		125,739.00
40. PA UNLIQUIDATED OBLIGATIONS AT END OF CURRENT PROGRAM YEAR		0.00
41. PA UNLIQUIDATED OBLIGATIONS AT END OF PREVIOUS PROGRAM YEAR		0.00
42. ADJUSTMENT TO COMPUTE TOTAL PA OBLIGATIONS		0.00
43. TOTAL PA OBLIGATIONS (LINE 39 + LINE 40 + LINE 41 + LINE 42)		125,739.00
44. ENTITLEMENT GRANT		628,048.00
45. CURRENT YEAR PROGRAM INCOME		0.00
46. ADJUSTMENT TO COMPUTE TOTAL SUBJECT TO PA CAP		0.00
47. TOTAL SUBJECT TO PA CAP (SUM LINES 43-46)		628,048.00
48. PERCENT FUNDS OBLIGATED FOR PA ACTIVITIES (LINE 47/LINE 13)		39.247%

CITY OF ROUND ROCK CDBG 2022-2023 CONSOLIDATED AND ANNUAL PERFORMANCE REPORT (CAPER)



LINE 17 DETAIL: ACTIVITIES TO CONSIDER IN DETERMINING THE AMOUNT TO ENTER ON LINE 17

No data returned for this view. This might be because the applied filter excludes all data.

LINE 18 DETAIL: ACTIVITIES TO CONSIDER IN DETERMINING THE AMOUNT TO ENTER ON LINE 18

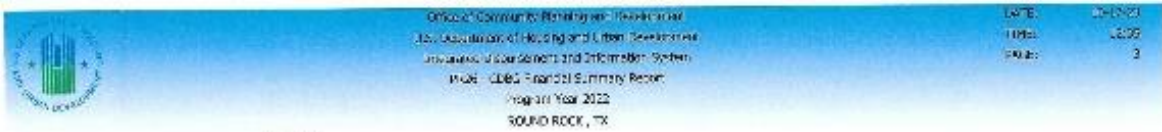
No data returned for this view. This might be because the applied filter excludes all data.

LINE 19 DETAIL: ACTIVITIES INCLUDED IN THE COMPUTATION OF LINE 19

Plan Year	IDIS Project	IDIS Activity	Youcher Number	Activity Name	Matrix Code	National Objective	Drawn Amount	
2021	4	535	674859	Rowman Park Improvements	03F	LHA	\$9,526.25	
2021	4	545	674876	Rowman Park Improvements	03F	LHA	\$10,610.25	
2021	4	535	675595	Rowman Park Improvements	03F	LHA	\$10,610.25	
2021	4	535	674694	Rowman Park Improvements	03F	LHA	\$2,111.50	
2022	3	545	671280	Settlement Park	05-	LHA	\$7,740.00	
2022	3	535	675573	Settlement Park	03F	LHA	\$5,836.00	
2022	3	535	675676	Settlement Park	03F	LHA	\$5,115.00	
2022	3	535	675622	Settlement Park	03F	LHA	\$5,682.35	
							Matrix Code	\$330,204.13
2022	5	545	674927	Wheels on Wheels	05A	LHC	\$3,704.04	
2022	5	532	674759	Wheels on Wheels	05A	LHC	\$1,284.89	
2022	5	510	675424	Wheels on Wheels	05A	LHC	\$1,231.89	
2022	5	540	676241	Wheels on Wheels	05A	LHC	\$1,374.04	
2022	5	530	675545	Wheels on Wheels	05A	LHC	\$1,214.80	
2022	5	530	675042	Wheels on Wheels	05A	LHC	\$1,254.82	
2022	5	540	675084	Wheels on Wheels	05A	LHC	\$1,274.87	
							Matrix Code	\$11,114.00
2022	6	531	675833	Sacred Heart Community Clinic	05H	LHC	\$13,229.00	
							Matrix Code	\$13,228.00
2022	4	534	676344	CASA of Williamson County	05H	LHC	\$11,275.00	
2022	4	531	676232	CASA of Williamson County	05H	LHC	\$4,704.00	
2022	4	534	676196	CASA of Williamson County	05H	LHC	\$7,754.00	
2022	4	531	675290	CASA of Williamson County	05H	LHC	\$1,514.00	
							Matrix Code	\$20,000.00
2022	3	531	672701	RRASC Housing Assistance Program	05Q	LHC	\$1,200.00	
2022	3	531	674540	RRASC Housing Assistance Program	05Q	LHC	\$1,250.00	
2022	3	531	675833	RRASC Housing Assistance Program	05Q	LHC	\$6,750.00	
							Matrix Code	\$25,000.00
2022	2	511	676945	RRASC Food Pantry Program	05W	LHC	\$24,811.42	
2022	2	533	681292	RRASC Food Pantry Program	05W	LHC	\$24.58	
							Matrix Code	\$25,000.00
2015	3	525	660300	Home Repair 609 Chisholm Valley Drive	14A	LHI	\$44,845.00	
2015	3	528	661901	Home Repair 1218 East Main Park Drive	14A	LHI	\$21,065.00	
2022	3	540	676344	Home Repair 2129 Jerome Park	14A	LHI	\$14,079.00	
2020	3	541	672292	Home Repair 411 Lawrence Court	14A	LHI	\$1,262.00	
2020	3	511	682004	Home Repair 411 Lawrence Court	14A	LHI	\$13,310.00	
2021	10	517	677146	HOME REPAIR PROGRAM 513 CHISHOLM VALLEY DRIVE	14A	LHI	\$870.00	
2021	10	517	678628	HOME REPAIR PROGRAM 513 CHISHOLM VALLEY DRIVE	14A	LHI	\$4,665.00	
2021	10	537	678970	HOME REPAIR PROGRAM 513 CHISHOLM VALLEY DRIVE	14A	LHI	\$3,013.00	
2021	10	576	677400	Home Repair 505 Edwards Drive	14A	LHI	\$9,055.00	
2021	10	528	677690	Home Repair 505 Edwards Drive	14A	LHI	\$7,454.50	
2021	10	529	678580	1201 Goodwin Loop	14A	LHI	\$13,120.00	
2021	10	574	676524	1201 Goodwin Loop	14A	LHI	\$0.45	
2019	10	530	675845	1201 Goodwin Loop	14A	LHI	\$12,355.00	
							Matrix Code	\$149,826.95
Total							\$574,373.08	

LINE 27 DETAIL: ACTIVITIES INCLUDED IN THE COMPUTATION OF LINE 27

CITY OF ROUND ROCK CDBG 2022-2023 CONSOLIDATED AND ANNUAL PERFORMANCE REPORT (CAPER)



Plan Year	IDIS Project	IDIS Activity	Voucher Number	Activity to prevent, prepare for, and respond to Coronavirus	Activity Name	Grant Number	Fund Type	Matrix Code	National Objective	Drawn Amount
2021	5	530	6721827	No	Needs on Wheels	B22MC180514	EN	05A	LHC	\$3,724.64
2021	5	530	6742580	No	Needs on Wheels	B22MC180514	EN	05A	LHC	\$1,234.68
2022	5	530	6744141	No	Needs on Wheels	B22MC480514	EN	05A	LHC	\$1,234.00
2022	5	530	6762141	No	Needs on Wheels	B22MC480514	EN	05A	LHC	\$1,234.00
2022	5	530	6770249	No	Needs on Wheels	B22MC480514	EN	05A	LHC	\$1,234.00
2022	5	530	6780417	No	Needs on Wheels	B22MC480514	EN	05A	LHC	\$1,234.00
2022	5	530	6780815	No	Needs on Wheels	B22MC480514	EN	05A	LHC	\$1,234.01
								05A	Matrix Code	\$11,114.00
2022	6	510	6786608	No	Sacred Heart Community Clinic	B22MC480514	EN	05H	LHC	\$13,238.00
								05H	Matrix Code	\$13,238.00
2022	4	514	6786441	No	CASA of Williamson County	B22MC480514	EN	05N	LHC	\$11,216.00
2022	4	514	6792232	No	CASA of Williamson County	B22MC480514	EN	05N	LHC	\$2,721.00
2022	4	514	6791191	No	CASA of Williamson County	B22MC480514	EN	05N	LHC	\$2,721.00
2022	4	514	6792930	No	CASA of Williamson County	B22MC480514	EN	05N	LHC	\$2,721.00
								05N	Matrix Code	\$20,000.00
2022	3	531	6722016	No	BRAC Housing Assistance Program	B22MC480514	EN	05Q	LHC	\$3,000.00
2022	3	531	6722550	No	BRAC Housing Assistance Program	B22MC480514	EN	05Q	LHC	\$14,600.00
2022	3	531	6768195	No	BRAC Housing Assistance Program	B22MC480514	EN	05Q	LHC	\$6,150.00
								05Q	Matrix Code	\$23,000.00
2022	2	535	6795945	No	BRAC Food Pantry Program	B22MC480514	EN	05W	LHC	\$24,870.00
2022	2	535	6795992	No	BRAC Food Pantry Program	B22MC480514	EN	05W	LHC	\$1,500.00
								05W	Matrix Code	\$26,000.00
				No	Activity to prevent, prepare for, and respond to Coronavirus					\$94,342.00
Total										\$94,342.00

LINE 37 DETAIL: ACTIVITIES INCLUDED IN THE COMPUTATION OF LINE 37

Plan Year	IDIS Project	IDIS Activity	Voucher Number	Activity Name	Matrix Code	National Objective	Drawn Amount
2022	1	529	6712004	CORR PROGRAM ADMINISTRATION	21A		\$9,128.69
2022	1	529	6721827	CORR PROGRAM ADMINISTRATION	21A		\$5,211.60
2022	1	529	6722111	CORR PROGRAM ADMINISTRATION	21A		\$17,044.04
2022	1	529	6758803	CORR PROGRAM ADMINISTRATION	21A		\$1,846.00
2022	1	529	6771596	CORR PROGRAM ADMINISTRATION	21A		\$1,675.51
2022	1	529	6784844	CORR PROGRAM ADMINISTRATION	21A		\$21,185.81
2022	1	529	6790250	CORR PROGRAM ADMINISTRATION	21A		\$7,703.88
2022	1	529	6824720	CORR PROGRAM ADMINISTRATION	21A		\$23,121.53
					21A	Matrix Code	\$125,789.00
Total							\$125,789.00

CITY OF ROUND ROCK CDBG 2022-2023 CONSOLIDATED AND ANNUAL PERFORMANCE REPORT (CAPER)



Office of Community Planning and Development
 U.S. Department of Housing and Urban Development
 Integrated Disbursement and Information System
 PD05 - CDBG-CV Financial Summary Report
 ROUND ROCK, TX

DATE: 11/06/23
 TIME: 11:43
 PAGE: 1

PART I: SUMMARY OF CDBG-CV RESOURCES	
01 CDBG-CV GRANT	1,066,162.00
02 FUNDS RETURNED TO THE LINE-OF-CREDIT	0.00
03 FUNDS RETURNED TO THE LOCAL CDBG ACCOUNT	0.00
04 TOTAL CDBG-CV FUNDS AWARDED	1,066,162.00
PART II: SUMMARY OF CDBG-CV EXPENDITURES	
05 DISBURSEMENTS OTHER THAN SECTION 108 REPAYMENTS AND PLANNING/ADMINISTRATION	940,311.80
06 DISBURSED IN IDIS FOR PLANNING/ADMINISTRATION	0.00
07 DISBURSED IN IDIS FOR SECTION 108 REPAYMENTS	0.00
08 TOTAL EXPENDITURES (SUM. LINES 05 - 07)	940,311.80
09 UNEXPENDED BALANCE (LINE 04 - LINE 08)	125,850.20
PART III: LOW/MOD BENEFIT FOR THE CDBG-CV GRANT	
10 EXPENDED FOR LOW/MOD HOUSING IN SPECIAL AREAS	0.00
11 EXPENDED FOR LOW/MOD MULTI-UNIT HOUSING	0.00
12 DISBURSED FOR OTHER LOW/MOD ACTIVITIES	940,311.80
13 TOTAL LOW/MOD CREDIT (SUM. LINES 10 - 12)	940,311.80
14 AMOUNT SUBJECT TO LOW/MOD BENEFIT (LINE 05)	940,311.80
15 PERCENT LOW/MOD CREDIT (LINE 13/LINE 14)	100.00%
PART IV: PUBLIC SERVICE (PS) CALCULATIONS	
16 DISBURSED IN IDIS FOR PUBLIC SERVICES	940,311.80
17 CDBG-CV GRANT	1,066,162.00
18 PERCENT OF FUNDS DISBURSED FOR PS ACTIVITIES (LINE 16/LINE 17)	88.20%
PART V: PLANNING AND ADMINISTRATION (PA) CAP	
19 DISBURSED IN IDIS FOR PLANNING/ADMINISTRATION	0.00
20 CDBG-CV GRANT	1,066,162.00
21 PERCENT OF FUNDS DISBURSED FOR PA ACTIVITIES (LINE 19/LINE 20)	0.00%

CITY OF ROUND ROCK CDBG 2022-2023 CONSOLIDATED AND ANNUAL PERFORMANCE REPORT (CAPER)



LINE 10 DETAIL: ACTIVITIES TO CONSIDER IN DETERMINING THE AMOUNT TO ENTER ON LINE 10

No data returned for this view. This might be because the applied filter excludes all data.

LINE 11 DETAIL: ACTIVITIES TO CONSIDER IN DETERMINING THE AMOUNT TO ENTER ON LINE 11

No data returned for this view. This might be because the applied filter excludes all data.


LINE 12 DETAIL: ACTIVITIES INCLUDED IN THE COMPUTATION OF LINE 12

Plan Year	IDIS Project	IDIS Activity	Voucher Number	Activity Name	Matrix Code	National Objective	Drawn Amount			
2019	7	526	6654333	Senior iPad Program	05A	LMC	\$5,512.00			
			6679970	Senior iPad Program	05A	LMC	\$20,353.93			
			6693040	Senior iPad Program	05A	LMC	\$7,522.20			
			6693069	Senior iPad Program	05A	LMC	\$5,400.00			
			6718224	Senior iPad Program	05A	LMC	\$2,538.00			
			6724697	Senior iPad Program	05A	LMC	\$2,279.40			
			6771006	Senior iPad Program	05A	LMC	\$9,117.50			
			6792930	Senior iPad Program	05A	LMC	\$9,117.50			
			6824121	Senior iPad Program	05A	LMC	\$1,568.80			
			6824222	Senior iPad Program	05A	LMC	\$2,279.40			
			2020	1	489	6409872	RRASC Subsistence Payments	050	LMC	\$69,021.67
						6411807	RRASC Subsistence Payments	050	LMC	\$120,679.65
						6415422	RRASC Subsistence Payments	050	LMC	\$40,552.00
						6416229	RRASC Subsistence Payments	050	LMC	\$54,731.72
						6425011	RRASC Subsistence Payments	050	LMC	\$35,223.57
6429233	RRASC Subsistence Payments	050				LMC	\$15,387.02			
6429238	RRASC Subsistence Payments	050				LMC	\$1,795.84			
509	6538153	RRASC Subsistence Payments CDBG-CV 3				050	LMC	\$47,798.66		
	6540421	RRASC Subsistence Payments CDBG-CV 3				050	LMC	\$30,116.96		
	6543621	RRASC Subsistence Payments CDBG-CV 3				050	LMC	\$73,634.29		
	6550090	RRASC Subsistence Payments CDBG-CV 3				050	LMC	\$51,255.56		
	6554620	RRASC Subsistence Payments CDBG-CV 3				050	LMC	\$101,384.41		
	6554637	RRASC Subsistence Payments CDBG-CV 3				050	LMC	\$55,037.72		
	6554642	RRASC Subsistence Payments CDBG-CV 3				050	LMC	\$55,393.48		
	6572490	RRASC Subsistence Payments CDBG-CV 3				050	LMC	\$33,478.01		
6575377	RRASC Subsistence Payments CDBG-CV 3	050	LMC	\$15,261.61						
Total							\$940,311.80			

LINE 16 DETAIL: ACTIVITIES INCLUDED IN THE COMPUTATION OF LINE 16

Plan Year	IDIS Project	IDIS Activity	Voucher Number	Activity Name	Matrix Code	National Objective	Drawn Amount
2019	7	526	6654333	Senior iPad Program	05A	LMC	\$5,512.00
			6679970	Senior iPad Program	05A	LMC	\$20,353.93
			6693040	Senior iPad Program	05A	LMC	\$7,522.20
			6693069	Senior iPad Program	05A	LMC	\$5,400.00
			6718224	Senior iPad Program	05A	LMC	\$2,538.00

CITY OF ROUND ROCK CDBG 2022-2023 CONSOLIDATED AND ANNUAL PERFORMANCE REPORT (CAPER)



Office of Community Planning and Development
 U.S. Department of Housing and Urban Development
 Integrated Disbursement and Information System
 PR25 - CDBG-CV Financial Summary Report
 ROUND ROCK, TX

DATE: 11-09-23
 TIME: 11:28
 PAGE: 3

Plan Year	IDIS Project	IDIS Activity	Voucher Number	Activity Name	Matrix Code	National Objective	Drawn Amount
2019	7	505	6724827	Senior Pac Program	05A	LMC	\$7,278.40
			6771898	Senior Pac Program	05A	LMC	\$8,117.60
			6792930	Senior iPad Program	05A	LMC	\$9,917.60
			8824020	Senior iPad Program	05A	LMC	\$4,058.80
			8824022	Senior iPad Program	05A	LMC	\$2,279.40
2020	1	499	8406672	RRASC Subsistence Payments	05Q	LMC	\$93,021.67
			8411807	RRASC Subsistence Payments	05Q	LMC	\$121,679.85
			8413492	RRASC Subsistence Payments	05Q	LMC	\$45,552.03
			8416229	RRASC Subsistence Payments	05Q	LMC	\$91,731.22
			8423011	RRASC Subsistence Payments	05Q	LMC	\$38,223.67
			8429023	RRASC Subsistence Payments	05Q	LMC	\$15,267.02
			8429230	RRASC Subsistence Payments	05Q	LMC	\$1,799.44
			8429150	RRASC Subsistence Payments CDBG-CV 3	05Q	LMC	\$47,798.95
			8440421	RRASC Subsistence Payments CDBG-CV 3	05Q	LMC	\$30,119.90
			8543621	RRASC Subsistence Payments CDBG-CV 3	05Q	LMC	\$73,834.28
			8550303	RRASC Subsistence Payments CDBG-CV 3	05Q	LMC	\$51,285.58
			8554623	RRASC Subsistence Payments CDBG-CV 3	05Q	LMC	\$101,084.41
			8554637	RRASC Subsistence Payments CDBG-CV 3	05Q	LMC	\$88,032.72
			8554642	RRASC Subsistence Payments CDBG-CV 3	05Q	LMC	\$55,585.40
			8572480	RRASC Subsistence Payments CDBG-CV 3	05Q	LMC	\$53,478.01
			8570377	RRASC Subsistence Payments CDBG-CV 3	05Q	LMC	\$15,261.61
Total							\$940,311.80

LINE 19 DETAIL: ACTIVITIES INCLUDED IN THE COMPUTATION OF LINE 19

No data returned for this view. This might be because the applied filter excludes all data.

CITY OF ROUND ROCK CDBG 2022-2023 CONSOLIDATED AND ANNUAL PERFORMANCE REPORT (CAPER)

CDBG SECTION 3 REPORT

REPORT FOR CPD PROGRAM CDBG
PGM YR

Section 3 Total By Program		CDBG
Total Number of Activities		4
Total Labor Hours		4,335
Section 3 Worker Hours		0
Targeted Section 3 Worker Hours		0
Qualitative Efforts		
A Outreach efforts to generate job applicants who are Public Housing Targeted Workers		1
B Outreach efforts to generate job applicants who are Other Funding Targeted Workers		0
C Direct, on-the-job training (including apprenticeships)		0
D Indirect training such as arranging for, contracting for, or paying tuition for, off-site training		0
E Technical assistance to help Section 3 workers compete for jobs (e.g., resume assistance, coaching)		0
F Outreach efforts to identify and secure bids from Section 3 business concerns		3
G Technical assistance to help Section 3 business concerns understand and bid on contracts		1
H Division of contracts into smaller jobs to facilitate participation by Section 3 business concerns		1
I Provided or connected residents with assistance in seeking employment including: drafting resumes, preparing for interviews, finding job opportunities, connecting residents to job placement services		0
J Held one or more job fairs		0
K Provided or connected residents with supportive services that can provide direct services or referrals		0
L Provided or connected residents with supportive services that provide one or more of the following: work readiness health screenings, interview clothing, uniforms, test fees, transportation		0
M Assisted residents with finding child care		0
N Assisted residents to apply for/ or attend community college or a four year educational institution		0
O Assisted residents to apply for or attend vocational/technical training		0
P Assisted residents to obtain financial literacy training and/or coaching		0
Q Bonding assistance, guaranties, or other efforts to support viable bids from Section 3 business concerns		0
R Provided or connected residents with training on computer use or online technologies		0
S Promoting the use of a business registry designed to create opportunities for disadvantaged and small businesses		2
T Outreach, engagement, or referrals with the state one-stop system, as designed in Section 121(e)(2) of the Workforce Innovation and Opportunity Act		0
U Other		2

Section 3 Details By Program, Program Year & Activity

Program	Program Year	Field Office	Grantee	Activity ID	Activity Name	Qualitative Efforts - Other Effort Description	Total Labor Hours	S3 Worker Hours	S3W Benchmark Met (25%)	Targeted S3W Hours	Targeted S3W Benchmark Met (5%)	A	B	C	D	E	F	G	H	I	J	K	L	M	N	O	P	Q	R	S	T	U		
CDBG	2019	SAN ANTONIO	ROUND ROCK	512	Frontier Park		878	0	No	0	No																					X		
CDBG	2019	Total for 2019					878	0	0	0	0																							
CDBG	2020	SAN ANTONIO	ROUND ROCK	515	Bus Stops on Mays	included in bid solicitation, newspaper ad,	216	0	No	0	No	X					X																X	
CDBG	2020	Total for 2020					216	0	0	0	0	1	0	0	0	0	1	0	0	0	0	0	0	0	0	0	0	0	0	0	0	0	1	
CDBG	2021	SAN ANTONIO	ROUND ROCK	536	Bowman Park Improvements	newspaper ad	3,119	0	No	0	No																					X		
CDBG	2021	Total for 2021					3,119	0	0	0	0	0	0	0	0	0	0	0	0	0	0	0	0	0	0	0	0	0	0	0	0	1	1	
CDBG	2022	SAN ANTONIO	ROUND ROCK	535	Settlement Park		122	0	No	0	No						X	X																
CDBG	2022	Total for 2022					122	0	0	0	0	0	0	0	0	1	1	0	0	0	0	0	0	0	0	0	0	0	0	0	0	0	0	
CDBG	Total						4,335	0	0	0	0	0	1	0	0	0	3	1	1	0	0	0	0	0	0	0	0	0	0	2	2	0	2	

- Legend**
- A Outreach efforts to generate job applicants who are Public Housing Targeted Workers
 - B Outreach efforts to generate job applicants who are Other Funding Targeted Workers.
 - C Direct, on-the-job training (including apprenticeships).
 - D Indirect training such as arranging for, contracting for, or paying tuition for, off-site training.
 - E Technical assistance to help Section 3 workers compete for jobs (e.g., resume assistance, coaching).
 - F Outreach efforts to identify and secure bids from Section 3 business concerns.
 - G Technical assistance to help Section 3 business concerns understand and bid on contracts.
 - H Division of contracts into smaller jobs to facilitate participation by Section 3 business concerns.
 - I Provided or connected residents with assistance in seeking employment including: drafting resumes, preparing for interviews, finding job opportunities, connecting residents to job placement services.
 - J Held one or more job fairs.
 - K Provided or connected residents with supportive services that can provide direct services or referrals.
 - L Provided or connected residents with supportive services that provide one or more of the following: work readiness health screenings, interview clothing, uniforms, test fees, transportation.
 - M Assisted residents with finding child care.
 - N Assisted residents to apply for/ or attend community college or a four year educational institution.
 - O Assisted residents to apply for or attend vocational/technical training.
 - P Assisted residents to obtain financial literacy training and/or coaching.
 - Q Bonding assistance, guaranties, or other efforts to support viable bids from Section 3 business concerns.
 - R Provided or connected residents with training on computer use or online technologies.
 - S Promoting the use of a business registry designed to create opportunities for disadvantaged and small businesses.
 - T Outreach, engagement, or referrals with the state one-stop system, as designed in Section 121(e)(2) of the Workforce Innovation and Opportunity Act.
 - U Other

**CITY OF ROUND ROCK CDBG 2022-2023 CONSOLIDATED AND ANNUAL
PERFORMANCE REPORT (CAPER)**

CORR CDBG 2022 CAPER COMMENTS

**CITY OF ROUND ROCK CDBG 2022-2023 CONSOLIDATED AND ANNUAL
PERFORMANCE REPORT (CAPER)**

**CITY OF ROUND ROCK CDBG 2022 CONSOLIDATED ANNUAL
PERFORMANCE AND EVALUATION REPORT (CAPER)**

ATTACHMENT #5

COMMENTS RECEIVED

The comment period for the City of Round Rock CDBG 2022 Consolidated Annual Performance and Evaluation Report (CAPER) was from November 17, 2023, to December 8, 2023. NO comments, written or verbal, were received during this comment period.