

# Police Activity in Greenlawn Crossing, September 2009-February 2010

## NOTES

This photo shows the general location of Greenlawn Crossing Shopping Center.

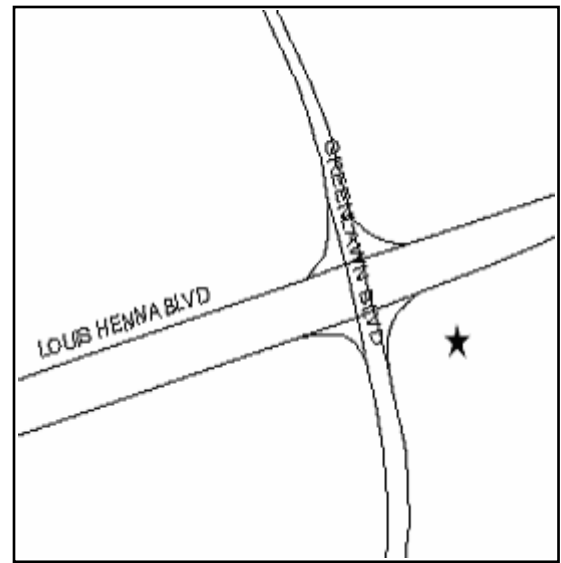
The data source for this analysis is the Police Department's Computer-Aided Dispatch (CAD) database. That means the data are drawn from the information police dispatchers enter into the computer as calls occur. The primary limitation of these data is that they may not reflect the actual nature of a call or its true final disposition. Thus, some care should be exercised in interpreting the results presented here. Traffic Stops and animal-related calls are excluded from this analysis.

Any questions regarding the results of this analysis, the data source, or the preparation of this report should be directed to:

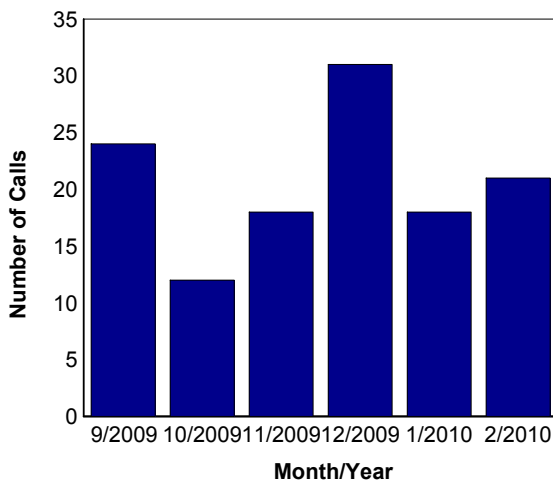
RRPD Logistics and Research Unit  
2701 N. Mays  
Round Rock, TX 78665

B Craytor  
(512) 218-6677  
bcraytor@round-rock.tx.us

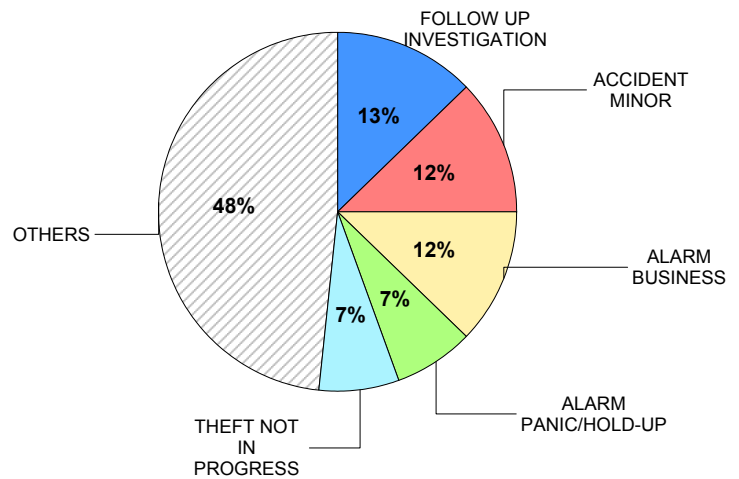
S Voll  
(512) 671-2722  
svoll@round-rock.tx.us



### Police Events by Month



### Most Frequent Call Types



### Calls by Call Type and Disposition

	Arrest Made	Cancel- ed/False Alarm	No Report	Report Taken	Ticket Issued	Unable to Locate	Others	Total
911 HANGUP/ABANDONED/SILENT	0	0	1	0	0	0	0	1
ACCIDENT MAJOR	0	0	0	2	0	0	0	2
ACCIDENT MINOR	0	0	4	3	0	0	8	15
ALARM BUSINESS	0	13	2	0	0	0	0	15

	Arrest Made	Cancelled/False Alarm	No Report	Report Taken	Ticket Issued	Unable to Locate	Others	Total
ALARM PANIC/HOLD-UP	0	8	0	0	0	0	1	9
ASSAULT NOT IN PROGRESS	1	0	0	0	0	0	0	1
ASSIST AGENCY	0	0	1	0	0	0	0	1
BURGLARY IN PROGRESS	0	0	1	0	0	0	0	1
BURGLARY NOT IN PROGRESS	0	0	0	3	0	0	0	3
CREDIT CARD ABUSE	0	0	0	3	0	0	0	3
CRIMINAL MISCHIEF NOT IN PROGS	0	0	1	0	0	0	0	1
DISTURBANCE	0	0	5	1	0	0	0	6
DRIVING WHILE INTOXICATED	0	0	0	0	0	0	1	1
FIRE ALARM DAY	0	0	0	0	0	0	2	2
FLAG DOWN	0	0	1	0	0	0	0	1
FOLLOW UP INVESTIGATION	0	0	15	1	0	0	0	16
FORGERY	0	0	0	1	0	0	0	1
FRAUD	0	0	0	2	0	0	0	2
HARASSMENT	0	0	1	0	0	0	0	1
MEDICAL ASSIST	0	0	1	0	0	0	0	1
POLICE ORDINANCE VIOLATION	0	0	0	0	0	1	0	1
PUB SERV PD	0	0	4	3	0	1	0	8
RECKLESS DRIVER	1	0	1	0	0	3	0	5
SHOPLIFTER IN CUSTODY	3	0	0	3	0	0	0	6
SUSPICIOUS INCIDENT	0	0	5	1	0	1	0	7
THEFT IN PROGRESS	0	0	1	0	0	0	0	1
THEFT NOT IN PROGRESS	0	0	1	8	0	0	0	9
TRAFFIC HAZARD	0	0	1	0	0	0	0	1
WELFARE CONCERN	0	0	1	0	1	1	0	3
Total	5	21	47	31	1	7	12	124

Call dispositions are organized into the following categories: Arrest Made, Cancelled/False Alarm, No Report, Report Taken, Referred (to Other Agency), Unable to Locate, and Warning or Ticket Issued. If a category does not appear in the table above, then no calls resulted in that disposition category during the period in question.